



VAN ISLE WATER

The Water System Experts

Since 1972

CELEBRATING

50

YEARS

1972-2022

2022


IRRIGATION & RAINWATER

VANISLEWATER.COM

Terms And Conditions

Terms of Payment: All product shipped from VAN ISLE WATER will be C.O.D. unless prior credit approval is obtained. C.O.D. shipments will be VISA, MC, or Certified Cheque prior to shipping. Qualified accounts have net 30 days from time of order.

Prices & Taxes: Catalogue is "List" pricing in Canadian dollars. "List" pricing is only suggested retail pricing and not actual. Actual retail pricing varies by product and region. All prices are as of date of printing and are subject to change without notice. Van Isle Water is not responsible for printing errors. Buyer shall pay all applicable taxes.

Freight Policy: Freight is prepaid on \$1000 net pre tax value for net 30 account customers. Items requiring special handling such as dangerous goods and oversize products are designated by a "  " symbol and are exclusive of prepaid freight. Van Isle Water will use the carrier of its choice.

Freight Claims: Van Isle Water does not assume responsibility for freight damage. All freight damage and shipping discrepancies must be claimed within 48 hours of receipt of goods. Customer must inspect shipments for damage and make claim with carrier.

Short Shipment: Van Isle Water must be notified of any short shipments within 48 hours of receipt of goods with copy of carrier waybill and customer count.

Return Goods: Return goods must be authorized by Van Isle Water. A copy of original invoice must accompany all returns. All returns must be shipped prepaid freight and are subject to a restocking fee up to 25%. Product damaged in freight return will not be accepted. Credit will be issued to account for future purchases. No returns after 30 days. Special order items are not returnable.

Warranty: All defective items within the manufactures warranty period must be authorized first and returned to Van Isle Water with a RGA#. Customer is responsible for return of item(s) and all freight costs. Item(s) will either be replaced or repaired at Van Isle Water's discretion. Item(s) sent back must be accompanied with customer proof of purchase and retail customer receipt. Shipment of replaced or repaired item will be responsibility of customer. Replacement or repaired items may be added to a prepaid shipping order.

Contact

Victoria, BC

461 Dupplin Rd,
Victoria, BC V8Z 1B8
Phone: 250-383-7145
Toll-Free: 1-888-444-8497
Fax: 250-385-1216
sales@vanislewater.com

Head Office

Hours of Operation:
Mon to Fri 7:30 am - 5:00 pm
Sat: 8:00 am - noon
Sun: Closed

Administration:

admin@vanislewater.com

Sales:

sales@vanislewater.com

Website Support:

websupport@vanislewater.com

Courtenay, BC

260B Tsolum Rd,
Courtenay, BC V9N 3R2
Phone: 250-338-8737
Toll-Free: 1-800-665-8311
Fax: 250-338-7933
courtenay@vanislewater.com

Hours of Operation:
Mon to Fri 8:00 am - 5:00 pm
Sat: Closed
Sun: Closed

Shipping/Receiving:

shipping@vanislewater.com

Surrey, BC

800-10281 Grace Rd,
Surrey, BC V3V 3V7
Phone: 778-357-0257
surrey@vanislewater.com

Mon to Fri 8:00 am - 4:30 pm
Saturday: Closed
Sunday: Closed

GARDEN HOSE TIMER

DIG's 3/4" Digital Hose End Timer, is one of the newest in our line of hose end timers. It offers simplified programming and improved monitoring of battery power with less current, resulting in longer battery life and more reliable operation. The B09D Digital Hose End Timer has four start times per day with durations from 1 minute to 12 hours 59 minutes in an operating flow range of .5 to 6.3 gallons per minute, allowing use in a wide range of applications including drip irrigation or micro sprinkler systems connected to a garden hose or faucet/spigot. This hose end timer use one 9-volt alkaline battery that can last for over a year.

- 3/4" (FHT) & 3/4" (MHT).
- Watering Duration: from 1 minute to 12 hours and 59 minutes. - can be set in 1 minute increments.
- Valve Flow Range: up to 6.3 GPM at 30 PSI (low flow). Operating Pressure: 10 to 140 PSI.
- Watering frequency: can be programmed in a 7 day watering calendar.
- In weekly schedule the controller can be programmed to operate on any days of the week and up to four start times per day.
- Powered by a 9-volt alkaline battery-replace it yearly.



Item #	List
DIG-B09D	

EVO 100 SOLAR TIMER

DIG's EVO100 innovative ambient light (solar) powered Hose End Timer is a DC timer with built-in solenoid and high flow diaphragm valve for reliable operation in all conditions. Easily connected to most outdoor faucets, it uses the latest and most efficient technology to enable this timer to function at any time, night or day, and in any weather with no direct sunlight required after it is charged. It features a large, easy-to-read LCD screen and simple, icon-based programming with weekly or cyclical programs, four start times per day, durations of up to six hours, program delay of up to 99 days, program off, manual operation, and a sensor wire connection to accept a rain sensor.

- Does not require or contain batteries.
- Needs no direct sunlight.
- Compatible with both high and low pressure faucets.
- Waterproof durable construction.
- 3 year warranty.



Item #	List
DIG-EVO100	

BATTERY OPERATED BLUETOOTH HOSE END TIMER

Features Bluetooth Low Energy wireless technology combined in a full function, waterproof timer with flexibility and architecture to provide a long-lasting, reliable, and feature-packed irrigation timer controlled via your smartphone. DIG's free DIG BTT app controls any number of DIG end timers and controllers through supported Android or iPhone smart devices from up to 50 feet line of sight. The rugged design is ideal for use in residential home garden applications or where AC power is unavailable. It features a waterproof design (IP 64) and can operate for up to one year on two AA alkaline batteries.

- Operating pressure: 10 to 120 PSI (.7 to 8.3 BAR).
- Dimensions: 5.5" (14 cm) L x 4.3" (10.9 cm) W x 3.1" (3.1 cm) D.
- Flow range: .1 to 6 GPM (.38 to 22.71 L/M).
- Temperature range: 38-130°F (3-54°C).
- Inlet and outlet: female hose thread (FHT) x male hose thread (MHT) or British standard thread (BSP).
- Solenoid: two-way magnetic latching, normally closed, 7-12 Volt DC.



Item #	List
DIG-BOHEBT	



MECHANICAL HOSE TIMER

- Available in single and twin tap versions.
- Twin tap version enables separate watering times in areas of your garden.
- Up to 120 minutes of watering time.
- No batteries required.
- Exclusive to Van Isle Water

	Item #	List
Single Tap	DH-8136001	
Twin Tap	DH-8136002	



PRESSURE COMPENSATING BROWN DRIPLINE

Smart Watering One Drop at a Time!

Pressure-compensating design makes it ideal for slopes.

- Size: 1/2"
- Flow: 1 GPH (3.8 LPH)
- Pressure: 15-60 PSI
- Emitter Spacing: 12" (31 cm)
- Minimum Filtration: 120 Mesh



Size	Flow	Length	Item #	List
1/2"	1 GPH	100'	MI-DRIPIN12X12	

MICRO 1/4" X 100' DRIP-IN-SOAKER TUBE

Emitter Spacing	Item #	List
6"	MI-DRIPIN14X6	
12"	MI-DRIPIN14X12	



Y STRAINER FILTERS

Simple and easy to operate, the filters provide reliable, low maintenance filtration for trouble free operation.



	Item #	List
Wye Filter, 3/4" MIPT, 155 mesh	MI-75YF	
Wye Filter, 3/4" GHT, 155 mesh	MI-75YFGH	
Wye Filter Repl. Screen, 155 mesh	MI-75YSRS	

IN-LINE FILTERS

Designed to trap foreign particles in the water and reduce clogging of emitters.



	Item #	List
1/2" Poly Inline Filter w/80 Mesh Screen	MI-50LF	
Garden Hose Inline Filter, 3/4" GHT, 120 mesh	MI-75LF	
Inline Repl. Screen, 120 mesh	MI-75LFSCREEN	

DIG 3/4" Y HOSE END SPLITTER

Allows for a connection of a drip irrigation system while providing an extra outlet for a garden hose or for additional drip irrigation zone.



Item #	List
DIG-D52	

MISC GARDEN HOSE SHUT OFF

Description	Item #	List
Shut-Off Brass	GH-SOB	
Wye Brass	GH-SOYB	
Shut-Off Plastic	GH-SOP	



MR. SOAKER HOSE

Soaker hose can help you conserve water and at the same time enjoy beautiful flower gardens, trees as well as great tasting home-grown fruits and vegetables. Also use in raised planters, median strips, foundation stabilization, hanging planters and more. Plants can also be fertilized by injecting water soluble fertilizer through the soaker hose.

- Pressure Regulator is a MUST since soaker hose is designed to work at low pressure.
- Filter to keep particles from clogging your soaker hose (minimum of 150 mesh).



Stripe	ID	OD	Length	Item #	List
Mini	1/4"		100'	MDR-402	
Red	1/2"	.700	100'	MDR-250	
			500'	MDR-251	
Green	5/8"	.820	100'	MDR-350	
			250'	MDR-352	
			500'	MDR-351	

	GPH	@ PSI	@ Length	Max Run Length
1/4" ID	.4	25	1'	15'
.700 OD	142.5	25	100'	150'
.820 OD	224.1	25	100'	250'

PRESSURE REGULATOR VALVES

Pressure regulators are essential for each drip irrigation circuit to reduce water pressure. This 25 psi version is best for circuits with drippers, sprinklers, misters or bubblers or long lengths of dripline that require a medium rate of flow.



	Item #	List
10 PSI, 0.1-8 GPM, 3/4" GH	MI-PRV10HT	
15 PSI, 0.1-8 GPM, 3/4" GH	MI-PRV15HT	
25 PSI, 0.1-8 GPM, 3/4" GH	MI-PRV30HT	
25 PSI, 0.1-8 GPM, 3/4" NPT	MI-PRV30PT	

PVC MISC HOSE FITTINGS

Size	Item #	List
Angle Faucet Connector		
GH X 3/4" Insert	GH-AFC07	
Hose Cap PVC - 3/4" FH	GH-FHT301	



REDUCING NIPPLE (POLYETHYLENE)

	Item #	List
3/4" x 1/2"	8-80705	



MARLEX CUT OFF NIPPLES

	Item #	List
1/2" x 6"	I-CON05	
3/4" x 6"	I-CON07	



MICRO IRRIGATION

EMITTER TUBING .220 VINYL 100'

For branch lines on your drip irrigation circuits or as the supply line for small drip systems or sprayers.



Item #	List
MI-P220V100	

SPRAY JETS & ROTARY HEADS



	Item #	List
Finger Spray 360° Adj. c/w 5" Spike	MI-FSFS	
Finger Spray Head 180° Adj. 0-10 GPH w/10/32 Thr.	MI-FSH	
Finger Spray Adj. 180° c/w 5" Spike	MI-FSHS	
Vortex Head 360° 0-20 GPH w/10/32 Thr.	MI-VS360T	
Vortex Head 360° 0-20 GPH w/0.16 Barb	MI-VS360B	
Vortex Head 360° c/w 5" Spike	MI-VS360S	
Spray Jet One Piece 90°	MI-S5Q	
Spray Jet One Piece 180°	MI-S7H	
Spray Jet One Piece 360°	MI-S16F	
Spray Jet Two Piece Side Strip	MI-SST	
Spray Jet Two Piece Mister	MI-MISTER	
360° Down Spray w/10/32 Thread	MI-DSB	
Mini Rotary Head Blue 12 GPH	MI-RS12	
Mini Rotary Head Green 18 GPH	MI-RS18	

TUBING FITTINGS & ADAPTERS



	Item #	List
Coupling 1/4" Micro	MI-C250	
Elbow 1/4"	MI-L250	
Tee 1/4"	MI-T250	
Cross 1/4"	MI-CR250	
Goof Plug 1/8" x 1/4"	MI-GP	
Adapter 10/32" x 1/4" Barb	MI-TBA250	
Adapter 10/32" Threaded	MI-TTA250	
Quick Thread Coupling 1/4"	MI-QTA250	
Adapter 10/32" x 1/2" Fipt	MI-RA1032	
FH Adapter x 1/4" Barb	MI-HA	
Adapter 90 - 1/2 Mipt x 1/2 Fipt x 1/4 Barb	MI-250E	

UTILITY POLYETHYLENE PIPE 75 PSI

Ideal for farm water distribution and in-ground residential sprinkler systems.



Description	Item #	List
1/2 x 100 FT (STAR 75)	PO-U05100	
1/2 x 400 FT (WHITE TAPE)	PO-U05400	
3/4 x 100 FT (WHITE TAPE)	PO-U07100	
3/4 x 400 FT (WHITE TAPE)	PO-U07400	

EMITTERS



	Item #	List
Pressure Compensating, 1/2 GPH	MI-DEPC5	
Pressure Comp, 1/2 GPH c/w 5" Spike	MI-DEPC5S	
Pressure Compensating, 1 GPH	MI-DEPC1	
Pressure Comp, 1 GPH c/w 5" Spike	MI-DEPC1S	
Pressure Compensating, 2 GPH	MI-DEPC2	
Pressure Comp, 2 GPH c/w 5" Spike	MI-DEPC2S	
Cuatro 4 Outlet Bubbler, 6 GPH	MI-CUAT6	
9 Outlet Manifold 1/2" FIPT	MI-M9	

ACCESSORIES



	Item #	List
Pop-Up 12" x 1/2" MIPT x 10/32"	MI-PU12	
Riser Extension 12" x 10/32"	MI-EXT12	
Riser Extension 18" x 10/32"	MI-EXT18	
Flow Valve 3/8" (tube x tube)	MI-FV375	
Flow Valve 1/2" (tube x tube)	MI-FV500	
Flow Valve 5/8" (tube x tube)	MI-FV700	
Flow Valve 3/4" (tube x tube)	MI-FV75	
Variflow Valve, (1/4" Barb x Barb)	MI-VFBB	
Variflow Valve, (10/32" T x Spray Cap)	MI-VFTS	
Variflow Valve, (10/32" T x T)	MI-VFTT	
Figure 8 End Closure 1/2"	MI-F8710	
Stake Hooded (10/32" x BARB)	MI-HTS	
Adj. Stake Hooded (10/32" x BARB)	MI-HTSA	
Tube Stake	MI-TS	
12" Stake Assembly w/24" Tubing	MI-SA	
7" Hold Down Stake (Fits 1/2" Poly)	MI-HDS	
Hole Punch Blue	DIG-HP	
Nail Clamp 1/4"	ST-NC250	
Nail Clamp 3/8"	ST-NC375	
Nail Clamp 1/2" (5/8" OD Pex Pipe)	ST-NC5	
Nail Clamp 3/4" (7/8" OD Pex Pipe)	ST-NC7	

GARDEN HOSE & HOSE END PRODUCTS

PROLINE GOLD GARDEN HOSE

The Proline Hose Series is for the price conscious landscape or discriminating professional who wants a lightweight, durable hose at a affordable price. Smooth Finish and Lightweight for Moderate Burst Pressure Rating.

- **Strong, Yet Lightweight:** 500 Psi burst strength, 125 PSI operating pressure. Tough outer TPE cover, with reinforced, spiral synthetic yarn core made for day-to-day use –the same outer material as Underhill's UltraMax Blue.
- **High Quality Hose Connections:** Machined brass hose ends for reliable use.
- **Professional Warranty:** Backed by Underhill's 2-Year warranty.

Length	Item #	List
5/8" X 50'	UND-H58050PROG	
5/8" X 100'	UND-H58100PROG	
3/4" X 50'	UND-H75050PROG	
3/4" X 100'	UND-H75100PROG	



PROSPRAY GUN

Professional quality watering nozzles for landscape turf or plant watering - low to medium flow pressure applications. Variable spray adjusts from a jet stream to a fan spray pattern. Durable machined brass and stainless steel, powder-coated finish with rubber grip.

- Pro Quality / Heavy Duty
- Super Smooth Operation
- Metal-Zinc Alloy / Brass Construction
- High Pressure Performance
- No Leak Design
- Fits 3/4" Hose Thread Inlet

Item #	List
UND-NG200P	



PATTERNMASTER NOZZLE

Professional quality watering nozzles for landscape turf or plant watering - low to medium flow pressure applications. Eight function spray head. Durable machined brass and stainless steel, powder-coated finish with rubber grip.

- Pro Quality / Heavy Duty
- Super Smooth Operation
- Metal-Zinc Alloy / Brass Construction
- High Pressure Performance
- No Leak Design
- Fits 3/4" Hose Thread Inlet

Item #	List
UND-NG2008S	



MULTIMAX ADJUSTABLE GARDEN NOZZLE

High Pressure Easy Twist variable pattern nozzle, no leak design fine mist to power jet spray adjustment 5 GPM at 80 PSI.

- Solid Machined Brass Construction.
- Constant Flow Smooth Operation.
- Simple Reliable Long Life.
- 3/4" Hose Thread Inlet.

Item #	List
UND-GNA75	



POWERBLAST HOSE NOZZLE

Heavy duty solid machined brass construction. Low flow designed to save water yet produce high power jet output. Ideal for equipment power wash down, cleaning driveways and walkways with minimum water usage.

- 7 GPM at 80 PSI.
- Long Range Throw.
- Saves Water.
- High Power Jet Output.
- 3/4" Hose Thread Inlet.

Description	Item #	List
6" Super	UND-SN675	
2" Jr	UND-SN275	



PATTERNMASTER NOZZLE

Contains no plastic internal parts to break, stick or wear out. Easily adjusts from gentle fan to powerful jet stream and prevents over-tightening damage. Smooth operation and outstanding distribution patterns make it ideal for high-demand areas, and is also an excellent equipment wash-down nozzle.

- Yellow Magnum flow: 37 GPM @ 80 psi
- Magnum-Mini flow: 15-20 GPM @ 35 psi
- Solid metal internal.
- Multi-pattern sprays.
- 3/4" Hose Thread Inlet.

Description	Item #	List
Yellow Magnum	UND-NG450	
Magnum-Mini	UND-NG350	



4" GARDEN HOSE NOZZLE

Brass with an insulated grip. Twist operation from cone to stream.



Item #	List
GH-NADJ	

HOSE REPAIR CLAMPS W/ MENDERS

Crush proof, high-performance machined brass hose repair fittings. Secure replacement male, female or coupling mender with a stainless steel clamp.



Description	Item #	List
5/8" w/ Coupling	UND-HR58C	
5/8" w/ Female	UND-HR58F	
5/8" w/ Male	UND-HR58M	
3/4" w/ Coupling	UND-HR75C	
3/4" w/ Female	UND-HR75F	
3/4" w/ Male	UND-HR75M	

BRASS SHUT OFF VALVE

Built for easy thumb action operation. This high flow 3/4" hose thread valve is ideal for use with Underhill high-flow nozzles.



Item #	List
UND-CV075H	

GARDEN HOSE ENDS (SOLID BRASS)

Size	Item #	List
1/2" FH	GH-BCF74	
5/8" FH	GH-BCF75	
3/4" FH	GH-BCF76	
1/2" MH	GH-BCM74	
5/8" MH	GH-BCM75	
3/4" MH	GH-BCM76	



NPS HOSE ENDS (SOLID BRASS) (NATIONAL PIPE STRAIGHT THREAD)

1" NPSF	GH-BCF1	
1" NPSM	GH-BCM1	



GARDEN HOSE WASHERS

Size	Item #	List
3/4"	GH-WASH075	
3/4" Filter Washer	GH-WASH075FIL	



PLASTIC IN-LINE TUBE SIZE VALVE

- Quarter turn shut-off valve.
- Insert barb x insert barb connections.

Tube ID	Item #	List
3/8"	MI-FV375	
1/2"	MI-FV500	
5/8"	MI-FV700	
3/4"	MI-FV75	



BRASS GARDEN HOSE ADAPTERS

Size	Item #	List
3/4" MH X 1/2" MIPT	GH-HF10	
3/4" MH X 3/4" MIPT / 1/2" FIPT	GH-HF8	
3/4" FH X 3/4" MIPT / 1/2" FIPT	GH-HF9	
3/4" MH X 3/4" MH	GH-HF6	



BRASS SWIVEL ADAPTERS

Size	Item #	List
3/4" FH X 1/2" FIPT	GH-HF13	
3/4" FH X 3/4" FIPT	GH-HF12	
3/4" FH X 1/2" MIPT	GH-HF5	
3/4" FH X 3/4" FH	GH-HF7	



PVC GARDEN HOSE ADAPTERS

Size	Item #	List
3/4" MH X 1/2" MIPT	GH-MHT104	
3/4" MH X 3/4" MIPT	GH-MHT106	
3/4" MH X 1/2" Spigot	GH-MHT105	
3/4" MH X 3/4" Spigot	GH-MHA12	



PVC SWIVEL ADAPTERS

Size	Item #	List
3/4" FH X 1/2" FIPT	GH-P530005	
3/4" FH X 3/4" FIPT	GH-FHT206	
3/4" FH X 1/2" MIPT	GH-FHT203	
3/4" FH X 3/4" MIPT	GH-FHT204	
3/4" FH X 1/2" Slip	GH-FHT202	
3/4" FH X 3/4" Slip	GH-FHT205	
3/4" FH X 1/2" Insert	GH-P500005	
3/4" FH X 3/4" FH	GH-P530007	



HOSE THREAD BACKFLOW PREVENTER

Male Hose x Female Hose	Item #	List
Brass	VA-GHVB	



IMPACT SPRINKLERS

Provides a balanced and even distribution of water for lawn and garden watering applications.

Nozzle	Size	Item #	List
Plastic 1/8"	1/2" MIPT	I-IH47C	



WEIGHTED BASE FOR SPRINKLER

- Perfect for small impact sprinklers.
- Easy maneuverability.
- Integrated lead weights.

Connections	Item #	List
3/4" FGH x 1/2" FIPT	I-WSB	



PROLINE CONTROLLERS

PL800

4 Zone base model.
Expandable to 8 zones
Indoor Only.



Item # **List**

[WM-PL800](#)

PL1600

4 Zone base model.
Expandable to 16 zones
Indoor-Outdoor.



Item # **List**

[WM-PL1600](#)

Professional Features:

- 4 programs: A, B, C; program D can operate concurrently.
- 8 start times per program.
- Zone run times settable from 1 min. to 9 hrs. 55 min.
- Rain delay of 1 – 7 days.
- Warranty 2 Years.
- Seasonal % adjust by program, by month.
- Watering days: custom days of the week, odd/even, or interval days.
- Large backlit LCD display.
- Non-volatile memory – with no battery required.

ZONE EXPANSION MODULES

2 Zone Module

Works with the PL800 & SL800 Controllers.



Item # **List**

[WM-SLM2](#)

4 Zone Module

Works with PL1600 & SL1600 Controllers.



Item # **List**

[WM-SLM4](#)

NITRO N-100 SERIES SOLENOID VALVE

- 100% water tested.
- 150 PSI (10,3 BAR) rating.
- Unique “reverse flow” design.
- Diaphragm’s self cleaning ports constantly flex, inhibiting sand and silt from blocking valve action.
- Easy-to-use internal manual bleed lever, bleeds valve downstream.
- Marine-grade S20P solenoid with SS actuator.
- **2 Year Warranty**



Size **Item #** **List**

1" FIPT [WM-N100FH](#)

RSF5 WIRELESS RAIN/FREEZE SENSOR

- Rain shut-off settable from 1/8" - 1".
- Unit can be mounted in sunlight or shade and in close proximity to the roof-line.
- On-board diagnostics indicate battery and communication status.
- Remote battery strength measurement from the SmartLine or ProLine controller.
- 10-Year battery life.
- Operates on 900MHz frequency for superior range and reliability.
- Maximum wireless distance from controller to weather station is 1500' (457m) line of site. SLHUB-RF-5 wireless hub included with SLW5.



Item # **List**

[WM-RSF5](#)

WATERPROOF MARRETTE

Gel filled wire connector for irrigation and landscape lighting applications.



Wire **Bag** **Item #** **List**

Black / White Min #22 / Max #12 [I-WC1](#)

Black / Grey Min #22 / Max #8 100 [I-WC2](#)

Black / Blue 4-6 #18 50 [I-WC4](#)

CONTROL WIRE LVT 18 GAUGE

Full Roll	Roll	Item #	List
Discount 10%	5 Conductor	500'	WI-IR185
	7 Conductor	500'	WI-IR187

DOUBLE CHECK BACKFLOW PREVENTERS (DCA)



Size **Item #** **List**

DCVA 3/4" [I-DC07WATTS](#)

DCVA 1" [I-DC1WATTS](#)

Valve Wire Sizing Maximum Distance (ft.) Between Controller and 24 VAC solenoid Valve

Common Wire	Control Wire			
	18	16	14	12
18	1020	1260	1470	1640
16	1260	1630	2000	2330

(1 FT = .305 Meters) (1 Meter = 3.281 FT)

PREMADE SWING JOINTS

Connections **Item #** **List**

6" x 1/2" MIPT [I-SJ12X6](#)

6" x 1/2" x 3/4" MIPT [I-SJ12X6X07](#)





LXAAN ADJUSTABLE ARC NOZZLES

- Easy grip-and-turn adjustment.
- Exceptional uniform coverage.
- Maintains matched precipitation rates between arcs within a radius.
- Stainless steel radius adjustment screw.
- For use with all LX Series sprayheads.
- Fits all industry-standard sprayheads with male thread risers.
- Pressure: 20 – 40 PSI (1,4 – 2,8 BARS).

Radius	Colour	Item #	List
8'	Yellow	KRA-KVF8	
10'	Red	KRA-KVF10	
12'	Green	WM-LXE12A	
15'	Gray	WM-LXE15A	
17'	Black	WM-LXE17A	

FIXED ANGLE SPRAY NOZZLES (FEMALE)

- Color-coded for easy identification.
- Matched precipitation rates across sets and across patterns in each numbered series.
- LX Series screens maintain precise radius adjustments (screen included with every nozzle).
- Stainless steel radius adjustment screw.
- For use with all LX Series sprayheads.
- Fits all industry-standard sprayheads with male thread risers.
- Spacing: 5 – 15' (1,5 – 4,6 m).
- Pressure: 15 – 30 PSI (1,0 – 2,1 BARS).

Radius		Item #	List
8'	Q	WM-LX8Q	
	H	WM-LX8H	
	F	KRA-FN8F	
10'	Q	WM-LX10Q	
	H	WM-LX10H	
	F	WM-LX10F	
12'	Q	WM-LX12Q	
	H	WM-LX12H	
	F	WM-LX12F	
15'	Q	WM-LX15Q	
	H	WM-LX15H	
	F	WM-LX15F	
9'	SST	WM-LX9SST	
	CST	WM-LX15CST	
15'	EST	WM-LX15EST	
	SST	WM-LX15SST	

LXAAN Adjustable Arc Nozzles Performance Chart

ARC	PSI	8' Yellow		10' Red		12' Green		15' Grey		17' Black	
		Rad. ft.	GPM	Rad. ft.	GPM	Rad. ft.	GPM	Rad. ft.	GPM	Rad. ft.	GPM
90	30	8	0.97	10	1.11	12	1.00	15	1.04	16	1.03
	40	9	1.13	11	1.27	13	1.16	16	1.20	17	1.14
180	30	8	1.61	10	1.78	12	1.59	15	1.75	16	1.68
	40	9	1.83	11	2.02	13	1.87	16	2.06	16	1.95
270	30	8	2.26	10	2.47	12	1.93	15	2.51	16	2.47
	40	9	2.63	11	2.98	13	2.30	16	2.97	16	2.80
360	30	8	2.84	10	2.87	12	2.11	15	2.96	16	3.30
	40	9	3.2	11	3.37	13	2.44	16	3.46	16	3.83

K-RAIN ADJUSTABLE ROTARY SPRAY NOZZLE

- 80 to 360 deg.
- Female thread configuration.



Radius	Colour	Bag	Item #	List
8'-14'	Green	25	KRA-RN100	
14'-21'	Blue	25	KRA-RN200	
22'-28'	Red	25	KRA-RN300	

SHRUB ADAPTER

1/2" Female inlet excepts all industry Female Nozzles.

Item #	List
MI-MSA	



Fixed Angle Spray Nozzles Performance Chart

ARC	PSI	8'		10'		12'		15'	
		Rad. ft.	GPM	Rad. ft.	GPM	Rad. ft.	GPM	Rad. ft.	GPM
90	20	6	0.3	8	0.3	10	0.5	12	0.9
	30	8	0.4	10	0.4	12	0.7	15	0.9
180	20	6	0.7	8	0.7	10	1.0	12	1.5
	30	8	0.8	10	0.8	12	1.3	15	1.9
360	20	6	1.3	8	1.3	10	2.1	12	3.0
	30	8	1.6	10	1.6	12	2.6	15	3.7
CST			9'				15'		
	20							4' x 28'	1.0
	30							4' x 30'	1.2
EST	20							4' x 14'	0.5
	30							4' x 15'	0.6
SST	20			9' x 16'	1.0			4' x 28'	1.0
	30			9' x 18'	1.7			4' x 30'	1.2

RAIN WATER HARVESTING



The WISY Vortex Filter is a product indicative of German engineering. Designed and produced in Germany to exacting standards WISY has been one of the main drivers of the Rainwater Harvesting industry in Europe. The unique design of the WISY Vortex Filter allows for very low maintenance and can never be blocked with debris. These features along with the rest of the quality system components make WISY one of the most widely used products in Europe.

WISY 100 VORTEX FILTER

Capable of filtering up to 4.2 litres per second. This corresponds to the drainage volume for a projected roof area of 200 m².

- For rainwater or process water.
- Self-cleaning capability reduces maintenance needs.
- Pipe diameter DN 100.
- With extension tube and cover.
- Temperate climate zone: Roofs up to 200 m² (2,153 sq.ft.).
- Tropical climate zone: Roofs up to 100 m² (1,076 sq.ft.).
- Connects to most downspouts.



Item #	List
WIS-WFF100	

WISY 150 VORTEX FILTER

Can process a water flow of up to 12.8 litres per second. This corresponds to the drainage volume for a projected roof area of 500 m².

- For rainwater or process water.
- Self-cleaning capability reduces maintenance needs.
- Pipe diameter DN 150, horizontal.
- Includes extension tube and cover.
- Direction of inlets and outlets can be freely rotated.
- Temperate climate zone: Roofs up to 500 m² (5,382 sq.ft.).
- Tropical climate zone: Roofs up to 250 m² (2,691 sq.ft.).



Item #	List
WIS-WFF150	

4" PVC DOWNSPOUT VORTEX FILTER

Installed in the vertical rainwater downpipe. It filters runoff rainwater from the roof before discharging the filtered water through the outlet connection to the storage tank. Leaves, moss and other debris entrained in the rainwater are reliably filtered out and flushed away through the downpipe to the soak away or drain.



Sq Ft	Micron	Item #	List
1,000	280	WIS-PDF	

WISY 150 VORTEX FILTER

- Filters rainwater from roof areas up to 200 m² in size (temperate climate zones).
- Only 5 cm height difference between inlet and outlet.
- For installation in storage tank.
- Self-cleaning, vertical filter mesh.
- Horizontally aligned pipes DN 100.
- Rainwater for toilet flushing, washing machine and garden



Item #	List
WIS-LF1200	

100/150 VORTEX RISER EXTENSION

Designed to be installed below ground or above ground. If the WISY Vortex Filter is installed below ground, the WISY extension tube is necessary to bring the filter lid to grade.



Item #	List
WIS-ET100	

FLOATING FILTERS & ACCESSORIES

	Micron	Item #	List
1 1/4" Coarse	1200	WIS-FSC12	
1 1/4" Fine	300	WIS-FSF12	
2" Coarse	1200	WIS-FSC20	
Floating Ball w/ Eyelets 9"		WIS-SK1004	
2" x 7' Floating Suction Hose		WIS-FSTUB27	



FLOATING FILTERS & ACCESSORIES

Provides, instead of the regular filter insert, direct flow to the sewer or infiltration.



	Item #	List
WFF100 Blind Insert	WIS-0305	
WFF150 Blind Insert	WIS-0302	

SOAKAWAY STRAINER FOR 100 VORTEX

For trapping dirt from water released into an underground soakaway system. Stainless steel. Mesh size of 1.6 mm.



Item #	List
WIS-0304	

RAIN HARVESTING

by Blue Mountain Co

LEAF EATER - ADVANCED

Designed for commercial applications, this plastic rain head incorporates a maintenance-friendly single screen to keep leaves, debris, pests and mosquitoes out of your Rain Harvesting system.



Item # List

[RH-AD100](#)

LEAF EATER - COMMERCIAL

Purpose-built performance and design: The Leaf Eater Commercial incorporates a maintenance-friendly single screen to keep leaves, debris and mosquitoes out of your Rain Harvesting system. They're built to complement your building's aesthetic and handle water volumes even during heavy rainfall.



Item # List

[RH-CL60](#)

LEAF EATER - SLIMLINE

A sleek, streamlined rain head with an anti-splash cover, the Leaf Eater Slimline is ideal for decks, verandas, posts and aesthetically-sensitive homes. Maelstrom Filters secure the system with the triple layer filtration that prevent insects and other animals from entering and breeding or living in your downpipes. They also minimize splashing to increase the volume of rainwater you harvest.



Item # List

[RH-SL101](#)

FIRST FLUSH PLUS WATER DIVERTER

Protect your rainwater quality by diverting the most contaminated water that washes off your roof with the first few millimeters of rainfall using the Rain Harvesting First Flush Plus.

- Diverts water containing particles of organic and inorganic matter into collection chambers installed on each downpipe.
- Patented First Flush Plus tee prevents dirty water "skipping" over the traditional T-junction gap during heavy rainfall.
- Customisable Diverter Chamber pipe length.
- Automatic reset valve drains after rainfall events.
- Comes in kit form.
- Transparent, Rapid Release Exit Funnel.



Item # List

[RH-WDDP111](#)

MAELSTROM FILTER

The revolutionary Maelstrom filter sets a new standard in pre-tank rainwater filtering. Filtering multiple pipes at a single point, the Maelstrom's unique U-shaped filter keeps leaves and debris down to 180 microns out of your rainwater tank.

- Significantly increase water catchment efficiency, even at high flow rates (96% at 36,000 L / 9,510 gal. per hour in wet systems)
- Automatically flushes out debris with self-cleaning design.



Item # List

[RH-ML01](#)

SECONDARY FILTER BAG

Item # List

[RH-MLBAG](#)



OFFSET DOWN SPOUT ADAPTER

Item # List

Standard Sewer and Drain Pipe

2" x 3" x 3" [SE-9P03](#)

2" x 3" x 4" [SE-9P04](#)

DWV or Schedule 40

2" x 3" x 3" [SE-9P07](#)



DOWNSPOUT DIVERTER

Harvest better quality water by keeping leaves, mosquitoes and contaminant-laden water out of your Rain Harvesting system with this all-in-one first flush diverter and rain head: Rain Harvesting Clean Rain Advanced.

- Filters leaves and debris out of your downpipes with their 955 micron screens. They also minimize splashing to increase the volume of rainwater you harvest.
- Secures the system with the 955 micron mosquito-proof screens that prevent insects and other animals from entering and breeding or living in your downpipes.
- Helps divert the first flush, through their design. They are installed using a T junction or high flow inlet to which the diversion chamber is fitted. As the chamber fills with the initial dirty water from your roof, the hygroscopic washers swell until they seal the inlet, allowing the rest of your rainwater, which is much cleaner, to flow directly to your tank.



Item # List

[RH-DDCR98](#)

The most challenging part of any Rainwater Harvesting system is where to store the water. We offer a variety of options from small rain barrels to large in-ground cisterns. The size of containment is dictated by the available room and budget, as well as usage requirements.



See Page 17 for Pumps

ABOVE GROUND VERTICAL TANKS



• Colour Green/Black. • 16" vented access/fill lid. • 2" bottom outlet. • CSA certified for drinking water.

IMP Gal.	Volume		Height		Diameter		Item #	List
	US Gal.	Liters	Inches	Meters	Inches	Meters		
400	480	1,818	55"	1.40	57"	1.45	CYS-RK400	
600	720	2,725	71"	1.80	57"	1.45	CYS-RK600	
1,000	1,200	4,546	82"	2.08	68"	1.72	CYS-RK1000	
1,200	1,440	5,450	63"	1.60	91"	2.31	CYS-VW1200	
1,500	1,800	6,819	80"	2.03	84"	2.13	CYS-RK1500	
1,660	2,000	7,570	66"	1.67	102"	2.59	CYS-VW1660	
2,000	2,400	9,092	106"	2.69	84"	2.13	CYS-RK2000	
2,500	3,000	11,356	95"	2.41	102"	2.59	CYS-VW2500	
3,000	3,600	13,627	124"	3.15	96"	2.43	CYS-RK3000	

LOW PROFILE INGROUND TANKS



• Colour Green. • 24" lid. • 2" bottom outlet. • CSA certified for drinking water.

IMP Gal.	Volume		Height		Width		Length		Item #	List
	US Gal.	Liters	Inches	Meters	Inches	Meters	Inches	Meters		
1,000	1,200	4,546	53"	1.35	50"	1.27	132"	3.35	CYS-RKC1000LP	
1,550	1,860	7,046	56"	1.42	68"	1.73	154"	3.91	CYS-RKC1550LP	



RKC1000LP / RKC1550LP

SLIMLINE RAIN TANK

• Strainer/lid 16".



Volume:

IMP Gallon - 400
US Gallon - 480
Liters - 1818

Dimensions: H x L x W

Inches: 67" x 70" x 29"
Meters: 1.70 x 1.77 x .73

Item # List

[CYS-RKUT400](#)



SLIM LINE TANK

• Specifically designed to fit through 36" doorways and for narrow walkways.



Volume:

IMP Gallon - 375
US Gallon - 450
Liters - 1,710

Dimensions: H x L x W

Inches: 48" x 81" x 34"
Meters: 1.27 x 2.06 x .86

Item # List

[CYS-RT375](#)



RAINBARREL

• Fits flat against the house or a fence.

Extra large Volume:

IMP Gallon - 100
US Gallon - 120
Liters - 454

Dimensions: H x L x W

Inches: 53" x 21" x 42"
Meters: 1.34 x .53 x 1.06

Item # List

[CYS-RKUT90](#)



AQUATEL WIRELESS TANK LEVEL MONITOR

We have spent many years engineering and developing robust, reliable, wireless tank fluid level monitors & pump/valve control systems. We proudly bring to you, our suite of innovative wireless non-contact fluid level monitoring and pump/valve control sensor systems.

D110 - TANK CAPABLE

Install this system to remotely read the water levels from each tank/cistern from the comfort of your home. Water level readings will be refreshed several times an hour to ensure you have the latest fluid levels available. This system will also warn you should a high or low fluid level alarm be triggered. Connect multiple tanks to one system.

	Case	Item #	List
Wireless Fluid Level Indicator Multi Tank 920Mhz	12	AQT-D110K	

ACCESSORIES

	Case	Item #	List
Tank Sender Unit for D110	20	AQT-T110	
Stainless Mounting Bracket 316 for Tank Unit	10	AQT-SMB	
3.6m Antenna Extension Lead for T110 & D110K		AQT-C36	



JOB PART FILL VALVE

Low flow valve intended for use in rain water harvesting tanks. For automatically maintaining a low level of water in the tank during periods of no or low rainfall. This allows services fed by the tank to continue while leaving capacity in the tank for refilling by the next rain.



Item #	List
JOB-RJVP20	

2" TANK GAUGE

- Easy to read dial face with empty and full indicators.
- Can be calibrated for holding systems up to 8' deep.
- Requires 1 1/4" hole for installation.



Item #	List
RH-TATG02	

JOB ROJO 3/4" FLOAT VALVE

Float operated valve for automatic filling of water storage vessels. This simple mechanically operated valve is a good choice where its low flow is sufficient and its compact non corrosive construction is beneficial.



Item #	List
JOB-RJV20	

TANK SCREENS & ACCESSORIES



Description	Item #	List
16" Tank Inlet Screen	RH-TATS01	
Tank Inlet Maintenance tray	RH-TMTG02	
16" Solar Shield	RH-TASS25	

JOB TOPAZ 1" DETACHABLE VALVE

Topaz trough valves are float operated valves for use in automatic filling of water troughs, tanks, cisterns etc. The valve is configured for above or below water mounting.



Item #	List
JOB-TPV1D	

TANK OVERFLOW OUTLET

Stop mosquitoes getting in through your tank overflow outlets with this easy-install Rain Harvesting Tank Overflow Kit High. Tank Overflows provide additional security for your tank's connections, and allow you to effectively manage overflowing water.



Size	Item #	List
3"	RH-TATO111	
4"	RH-TATO123	

OATEY MYSTIC DOWNSPOUT DIVERTER

The Mystic is easily installed and will fit on a standard 2"x3" residential downspout. Step by step instructions are included along with a 4" hose to connect the diverter to the collection container. Works with plastic barrels. Works with standard rectangular downspouts.



Item #	List
OAT-14209	


MOZZIE STOPPA FLAP VALVE

Flap Valve Vent Screen lets you safely and effectively ventilate your tank while keeping mosquitoes out. It also prevents a vacuum forming when large quantities of water are quickly drawn from the tank.




Size	Item #	List
3"	RH-TAFV112	
4"	RH-TAFV104	

OUR FULL LINE OF CATALOGUES ARE AVAILABLE ON VANISLEWATER.COM




[Click to Download](#)




[Click to Download](#)



[Click to Download](#)




[Click to Download](#)



[Click to Download](#)



[Click to Download](#)



[Click to Download](#)



[Click to Download](#)



[Click to Download](#)



VAN ISLE WATER

The Water System Experts
Since 1972

...but wait, there's more!

Advantages of vanislewater.com:

- In-Depth Product Details and Specifications
- Download Your Receipts
- Print Your Invoices and Statements
- Look Up Full Transaction History
- Initiate Returns and Warranty Claims
- Pay Your Account Balance Online
- View All of Your Purchased Items
- Real Time Inventory Availability



461 Dupplin Rd, Victoria BC 1-888-444-8497 • 250-383-7145
260B Tsolum Rd, Courtenay BC 1-800-665-8311 • 250-338-8737
800-10281 Grace Rd, Surrey BC 1-888-444-8497 • 778-357-0257

