



VAN ISLE WATER

The Water System Experts

Since 1972

CELEBRATING

50

YEARS

1972-2022

2022


LANDSCAPE LIGHTING

VANISLEWATER.COM

Terms And Conditions

Terms of Payment: All product shipped from VAN ISLE WATER will be C.O.D. unless prior credit approval is obtained. C.O.D. shipments will be VISA, MC, or Certified Cheque prior to shipping. Qualified accounts have net 30 days from time of order.

Prices & Taxes: Catalogue is "List" pricing in Canadian dollars. "List" pricing is only suggested retail pricing and not actual. Actual retail pricing varies by product and region. All prices are as of date of printing and are subject to change without notice. Van Isle Water is not responsible for printing errors. Buyer shall pay all applicable taxes.

Freight Policy: Freight is prepaid on \$1000 net pre tax value for net 30 account customers. Items requiring special handling such as dangerous goods and oversize products are designated by a "  " symbol and are exclusive of prepaid freight. Van Isle Water will use the carrier of its choice.

Freight Claims: Van Isle Water does not assume responsibility for freight damage. All freight damage and shipping discrepancies must be claimed within 48 hours of receipt of goods. Customer must inspect shipments for damage and make claim with carrier.

Short Shipment: Van Isle Water must be notified of any short shipments within 48 hours of receipt of goods with copy of carrier waybill and customer count.

Return Goods: Return goods must be authorized by Van Isle Water. A copy of original invoice must accompany all returns. All returns must be shipped prepaid freight and are subject to a restocking fee up to 25%. Product damaged in freight return will not be accepted. Credit will be issued to account for future purchases. No returns after 30 days. Special order items are not returnable.

Warranty: All defective items within the manufactures warranty period must be authorized first and returned to Van Isle Water with a RGA#. Customer is responsible for return of item(s) and all freight costs. Item(s) will either be replaced or repaired at Van Isle Water's discretion. Item(s) sent back must be accompanied with customer proof of purchase and retail customer receipt. Shipment of replaced or repaired item will be responsibility of customer. Replacement or repaired items may be added to a prepaid shipping order.

Contact

Victoria, BC

461 Dupplin Rd,
Victoria, BC V8Z 1B8
Phone: 250-383-7145
Toll-Free: 1-888-444-8497
Fax: 250-385-1216
sales@vanislewater.com

Head Office

Hours of Operation:
Mon to Fri 7:30 am - 5:00 pm
Sat: 8:00 am - noon
Sun: Closed

Administration:

admin@vanislewater.com

Sales:

sales@vanislewater.com

Courtenay, BC

260B Tsolum Rd,
Courtenay, BC V9N 3R2
Phone: 250-338-8737
Toll-Free: 1-800-665-8311
Fax: 250-338-7933
courtenay@vanislewater.com

Hours of Operation:
Mon to Fri 7:30 am - 5:00 pm
Sat: Closed
Sun: Closed

Website Support:

websupport@vanislewater.com

Surrey, BC

800-10281 Grace Rd,
Surrey, BC V3V 3V7
Phone: 778-357-0257
surrey@vanislewater.com

Mon to Fri 8:00 am - 4:30 pm
Saturday: Closed
Sunday: Closed

Shipping/Receiving:

shipping@vanislewater.com

WAC GRAND ACCENT 12V LED

- Adjustable and lockable beam angle.
- Lumens: 2000 lm.
- Input: 9-15 VAC, 50/60Hz.
- Factory sealed water tight fixture.
- Black finish.

	Wire Lead	Case	Item #	List
2700K	6'	12	WAC-521127BK	



WAC ACCENT LED

- Adjustable beam angle 10° to 60°.
- Lumens: 190 lm to 1045 lm.
- Adjustable brightness control 2W to 16W.
- Constant output for 9V-15V.
- Factory sealed water tight fixture.
- 6 1/8" Length, 2 7/8" Diameter.
- Bronze or Black finish.

	Wire Lead	Case	Item #	List
2700K	6'	12	WAC-501127BZ	
3000K	6'	12	WAC-501130BZ	
2700K	6'	12	WAC-501127BK	
3000K	6'	12	WAC-501130BK	
Black Gutter Mount			WAC-5010-SNOOT-BK	
Bronze Gutter Mount			WAC-5010-SNOOT-BZ	
Black glare-reducing snoot			WAC-5000-GM-BK	
Bronze glare-reducing snoot			WAC-5000-GM-BZ	



WAC MINI ACCENT LED

- Adjustable beam angle 10° to 50°.
- Lumens: 45 lm to 365 lm.
- Adjustable brightness control 1W to 7W.
- Constant output for 9V-15V.
- Factory sealed water tight fixture.
- 5 1/4" Length, 2 5/16" Diameter.
- Bronze or Black finish.

	Wire Lead	Case	Item #	List
2700K	6'	12	WAC-511127BZ	
3000K	6'	12	WAC-511130BZ	
2700K	6'	12	WAC-511127BK	
3000K	6'	12	WAC-511130BK	
Black Gutter Mount			WAC-5111-SNOOT-BK	
Bronze Gutter Mount			WAC-5111-SNOOT-BZ	
Black glare-reducing snoot			WAC-5000-GM-BK	
Bronze glare-reducing snoot			WAC-5000-GM-BZ	



WAC WALL WASH LED

- Adjustable beam angle 15° upwards, 50° x 80°.
- Lumens: 190 lm to 980 lm.
- Adjustable brightness control 2W to 16W.
- Constant output for 9V-15V.
- Factory sealed water tight fixture.
- 6 1/8" Length, 4 3/8" Diameter.
- Bronze or Black finish.

	Wire Lead	Case	Item #	List
2700K	6'	12	WAC-502127BZ	
3000K	6'	12	WAC-502130BZ	
2700K	6'	12	WAC-502127BK	
3000K	6'	12	WAC-502130BK	



WAC MINI WALL WASH LED

- Adjustable beam angle 70° by 95°.
- Lumens: 80 lm to 420 lm.
- Adjustable brightness control 1W to 8W.
- Constant output for 9V-15V.
- Either 2700k or 3000k
- Factory sealed water tight fixture.
- 4 1/2" Length, 3 3/8" Diameter.
- Bronze or Black finish.

	Wire Lead	Case	Item #	List
	6'	12	WAC-51212730BZ	
	6'	12	WAC-51212730BK	



MR-16 BULLET

- Convex lens with self draining louvre.
- Fully adjustable knuckle.
- Double o-ring seal.

- 9" Ground stake included.
- Dimensions: 7" Length, 2 1/2" Diameter.
- Construction: Bronze.



MR-16	Wire Lead	Case	Item #	List
-	2'	12	DH-12802	

MR-8 MICRO BULLET

Easy to conceal and are designed for up lighting pillars or posts and can be positioned in pergolas and gazebos for a unique night time effect.

- Dimensions: 6" Length, 1 1/2" Diameter.
- Construction: Bronze.
- Integrated 3W LED



MR-8	Wire Lead	Case	Item #	List
-	2'	12	DH-12824	

BLACK MR-16 BULLET

- Powder coated aluminum construction.
- Fully adjustable knuckle.

- 9" Ground stake included.
- Dimensions: 6" Length, 2 1/2" Diameter.
- Construction: Aluminum.



MR-16	Wire Lead	Case	Item #	List
-	2'	12	DH-12830	

MINI WALL WASH

Perfect for illuminating walls, signs, and hedges. Antique bronze finish.

- Built in reflector casts large amounts of light in a small footprint.
- Dimensions: 5 1/2" Length, 4 1/2" Diameter.
- Construction: Brass



G-4 Bi-pin	Wire Lead	Case	Item #	List
20w	2'	12	DH-11830	



PATH & AREA LIGHTING

WAC TIKI LED PATH LIGHT

- Delivered Lumens: 225lm
- 2700K
- Input: 9-15 VAC, 50/60Hz
- Finish: Black on Aluminum



Wire Lead	Power	Item #	List
6'	6.5W	WAC-604127BK	

DH LINE BLACK DOUBLE CHINA HAT

- G-4 Bi-pin
- Dimensions: Width 7" x Height 24"
- Construction: Black on brass.



Wire Lead	Case	Item #	List
2'	6	DH-12831	

DH LINE BRONZE DOUBLE CHINA HAT

- G-4 Bi-pin
- Dimensions: Width 7" x Height 24"
- Construction: Bronze on brass.



Wire Lead	Case	Item #	List
2'	6	DH-11831	

DH LINE SHINGLED FINISH

- G-4 Bi-pin
- Dimensions: Width 7 1/2" x Height 24"
- Construction: Bronze on brass.



Wire Lead	Case	Item #	List
2'	6	DH-11803	

WAC CANOPY LED PATH LIGHT

- Delivered Lumens: 225lm
- 2700K
- Input: 9-15 VAC, 50/60Hz
- Wire lead: 6'



Finish	Power	Item #	List
Bronze	6.5W	WAC-605127BZ	
Black	6.5W	WAC-605127BK	

DH LINE LED LOW PROFILE PATH LIGHT

- Integrated 4 watt LED
- Low profile.
- Dimensions: Width 6" x Height 22".
- Construction: Powder coated aluminium.



Finish	Wire Lead	Case	Item #	List
Bronze	2'	6	DH-11850	
Black	2'	6	DH-11851	

WAC LINEAR LED PATH LIGHT

Simple, clean and efficient, offering an elegant option for outdoor path and area lighting for homes and commercial spaces.

- Delivered Lumens: 95lm
- 2700K
- Input: 9-15 VAC, 50/60Hz
- Finish: Black on Aluminum



Wire Lead	Power	Item #	List
6'	2.9W	WAC-602127BK	

WAC LEDGE LED PATH LIGHT

Sleek linear design blends seamlessly into pathways while providing soft, directional illumination.

- Delivered Lumens: 95lm
- 2700K
- Input: 9-15 VAC, 50/60Hz
- Finish: Black on Aluminum



Wire Lead	Power	Item #	List
6'	3W	WAC-608127BK	

DH LINE LED MODERN PATH

- Integrated 2 watt LED
- Low profile.
- Dimensions: Width 6" x Height 22".
- Construction: Black on brass.



Finish	Wire Lead	Case	Item #	List
Black	2'	6	DH-11886	



DH LINE MR-11 PATH LIGHT

Ideal for lighting driveways or paths where there is taller plant material.

- MR-11, max. 50 watts
- Width 7" x Height 24"
- Construction: Bronze on brass.
- Integrated 3W LED



Wire Lead	Case	Item #	List
2'	6	DH-11858	

DH LINE DRAGON 2X MR-11 PATH LIGHT

Ideal for lighting driveways or paths where there is taller plant material.

- Two x MR-11, max. 20 watts
- L: 16 1/2" x W: 2 3/8" x H: 19 5/8"
- Construction: Bronze on brass.




Wire Lead	Case	Item #	List
2'	6	DH-11849	

HARDSCAPE LIGHTING

DECK & PATIO LED

- Power: 2.8W.
- Lumens: 75 lm • 2700K Warm White.
- Translucent lens provides for uniform diffused light output.
- Solid diecast brass or corrosion resistant aluminum alloy.
- Bronze on Aluminum construction.



Dimensions	Item #	List
3 3/8" x 2 3/8"	WAC-303127BZ	Square
3" x 1 5/8"	WAC-301127BZ	Circle
3 3/8" x 3 3/16"	WAC-302127BZ	Triangle

CIRCLE & SQUARE STEP LED LIGHTS

- Power: 4.1W.
- 3000K Pure White.
- Brightness: 50 lm
- Includes a spring clip for wall or step applications 6' lead wire.
- Stainless steel or Bronzed Stainless Steel construction.



Dimensions	Item #	List
3 1/4" x 2 3/4"	WAC-204130SS	Circle
3 1/4" x 2 3/4"	WAC-206130SS	Square
3 1/4" x 2 3/4"	WAC-204130BS	Circle
3 1/4" x 2 3/4"	WAC-206130BS	Square

RECTANGLE STEP LED LIGHTS

- Power: 2W.
- Brightness: 38 lm
- 3000K Pure White.
- Includes a spring clip for wall or step applications 6' lead wire.
- Bronze on Aluminum construction.



Dimensions	Item #	List
5" x 3"	WAC-401130BZ	
3" x 5"	WAC-402130BZ	

WAC HARDSCAPE 6" QUICK CONNECT LED STRIP

Factory sealed water-tight fixture. Tightly spaced and diffused LEDs for even illumination. Can be mounted on wall in all orientations.

- **Quick release connection at fixture to easily detach.**
- Integral brightness control, select color temperature option.
- Bronze, graphite, and sand colour options.
- Transformer required.




Size	Item #	List
6"	WAC-70622730GH	
12"	WAC-71222730GH	
18"	WAC-71822730GH	

DH LINE LED BRICK LIGHT

Easy to install and adapts to almost any landscape deck, step or bench application. Removable plate allows for installation on wooden stair treads, gazebos and fences.


- Multiple finishes available.
- Low profile design.
- Low power consumption.



Finish	Length	Watts	Kelvin	Wire Lead	Item #	List
Bronze	6.9"	1.8	2700K	44"	DH-12835	
Grey	6.9"	1.8		44"	DH-12836	
Black	6.9"	1.8		44"	DH-12865	
SS	6.9"	1.8	3000K	44"	DH-12868	
Bronze	6.9"	1.8		44"	DH-12845	
Bronze	13.2"	3.6		44"	DH-12855	

2" GROUND HOOD LED LIGHT

- Beam angle Asymmetrical.
- Suitable for continuous immersion under water.
- Power 4.1W.
- Constant output for 9V-15V.
- Lumens: 25 lm.
- 3000K Pure White.
- Solid stainless steel construction.



Dimensions	Item #	List
4 1/8" x 2 3/4"	WAC-208130SS	

1" RECESSED INGROUNDS + INDICATOR LED

- Beam angle 50°.
- Lumens: 80 lm
- Power 1.9W.
- Constant output for 9V-15V.
- Suitable for continuous immersion under water.
- 3000K Pure White
- Solid stainless steel construction.


	Dimensions	Item #	List
Slim Round	3 1/8" x 1 1/16"	WAC-101130SS	
1" Round	3 1/8" x 1 5/8"	WAC-102130SS	
1" Square	3 1/8" x 1 5/8"	WAC-105130SS	
Concrete Pour Kit		WAC-2000CONPVC	



2" RECESSED INGROUNDS + INDICATOR LED

- Beam angle 25°.
- Lumens: 170 lm
- Power 4.1W.
- Constant output for 9V-15V.
- Suitable for continuous immersion under water.
- 3000K Pure White.
- Solid stainless steel construction.

	Dimensions	Item #	List
2" Aperture Inground			
Slim Round	3 1/8" x 2 1/16"	WAC-201130SS	
2" Round	3 1/8" x 2 3/4"	WAC-202130SS	
2" Square	3 1/8" x 2 3/4"	WAC-205130SS	
2" Aperture Inground w/ Honeycomb Louver			
Slim Round	3 1/8" x 2 1/16"	WAC-201230SS	
2" Round	3 1/8" x 2 3/4"	WAC-202230SS	
2" Square	3 1/8" x 2 3/4"	WAC-205230SS	
Concrete Pour Kit		WAC-1000CONPVC	



3" INGROUND LED

- Adjustable beam angle 15° to 60°.
- Lumens: 70 lm to 505 lm.
- Adjustable brightness control 2W to 12W.
- Constant output for 9V-15V.
- Protected from temporary immersion under water.
- Drive over up to 4500lbs.
- 5 1/4" Length, 2 5/16" Diameter.

	Wire Lead	Case	Item #	List
2700K	6'	12	WAC-503127BZ	
3000K	6'	12	WAC-503130BZ	
Rock Guard			WAC-5030GRDBZ	
Concrete Pour Kit			WAC-5030PIPPVC	



LOUVERED DECK/STEP LIGHT

- Louver reduces glare and helps withstand impact from foot traffic.
- 4" Diameter. • Construction: Brass.

G-4 Bi-pin	Wire Lead	Case	Item #	List
20w	2'	12	DH-13802	



MR-16 DOWNLIGHT

- Fully adjustable knuckle.
- Mounting canopy included.
- 6 1/4" Length, 2 1/4" Diameter.
- Construction: Bronze.

MR-16	Wire Lead	Case	Item #	List
-	2'	12	DH-12820	



DOUBLE DIRECTION DECK LIGHT

- Frosted Lenses
- 4" Diameter.
- Construction: Brass.

G-4 Bi-pin	Wire Lead	Case	Item #	List
20w	2'	12	DH-13803	



DOUBLE DIRECTION WALL LIGHT

- Requires 2 MR-16 lamps.
- Width 2 1/2" x Height 5 1/2".
- Construction: Bronze.

MR-16	Wire Lead	Case	Item #	List
-	2'	12	DH-13804	



DECK LIGHT

- Frosted lens and easy to install wire lead.
- 4" Diameter.
- Construction: Brass.

G-4 Bi-pin	Wire Lead	Case	Item #	List
20w	2'	12	DH-13805	



GEM IN-GRADE LIGHT

- 0.2W Epistar LED
- 316 Stainless w/ frosted lens
- 3000K - Warm White
- 0.63" Body x 0.81" Height

Finish	Wiring	Item #	List
SS	36" of usable #18-2	DH-GEM30	



TRANSFORMERS & BULBS

DH ECONOMY TRANSFORMERS

Ideal for LED or small lighting applications.

- Timer & photo cell included.
- 12 volt tap.
- Resin housing w/ 6' Cord.



Watts	Item #	List
60	DH-T60	
150	DH-T150	

DH STAINLESS STEEL TRANSFORMER

Professional transformer with stainless steel housing.

- Built in Photo cell.
- Built in Timer (1-9 hours).
- Multiple Taps (12-15V).
- 600w has two commons.
- Push in circuit breaker.
- 6' Cord.
- **2 year warranty.**



Watts	Item #	List
300	DH-T300SS	

WAC TRANSFORMER

Contains an outdoor rated 3-prong plug for power

- Multiple Taps (12-15V).
- Photocell & Timer optional.
- Locking Door.
- 6' Cord.
- **2 year warranty.**



Watts	Item #	List
75	WAC-9075TRNSS	
150	WAC-9150TRNSS	
300	WAC-9300TRNSS	
600	WAC-9600TRNSS	

PHOTOSENSOR

Attaches to transformer to switch on power at dusk.



Item #	List
PhotoSensor WAC-9000PCHGY	

MR-11 LED LAMP

- Warm White 2700K- 120 Lumens.
- Replaces 20 watt halogen.
- Dimmable with magnetic transformers.



Watts	Volts	Beam Angle	Item #	List
2.5	10-14	24	DH-LED112	

MR-8 LED LAMP

- Warm White 2700K- 120 Lumens.
- Dimmable with magnetic transformers.



Watts	Volts	Beam Angle	Item #	List
2.5	10-14	80	DH-LED825	

DH 200W TRANSFORMER

Perfect for most LED applications, with a built in adjustable timer for settings of auto, 4, 6, or 8 hours which work with the photo cell.

- **2 year warranty.**



Watts	Item #	List
200	DH-T200	

DH PRO TRANSFORMER

Professional transformer with stainless steel housing.

- Multiple Taps (12-15V).
- Photocell & Timer optional.
- Locking Door.
- 6' Cord.
- **2 year warranty.**



Watts	Item #	List
300	DH-LV300SS	

PLUG-IN TIME CLOCK

24-hour electromechanical timer plugs into transformer timer receptacle.

- Works with all WAC transformers.



Item #	List
WAC-9000MTIWT	

WATERPROOF WIRE NUT

King DryConn® with silicone sealant.

- Black/Grey (1 x #12 and 2 x #18).
- Black/Blue (2 x #10 and 1 x #12).
- CSA certified as a Pressure Type Connector.



Black/Grey	I-WC2
Black/Blue	I-WC4

LANDSCAPE LIGHTING WIRE

- Wound and wrapped in 250' spools.



ga	Item #	List
16/2	WI-L162	
12/2	WI-L122	

G-4 BI-PIN LED BULB

- Replaces a 15 watt halogen.
- 360 degree beam spread.
- Engineered for enclosed fixtures.




Watts	Volts	Kelvin	Item #	List
2	10.5-14.5	2700	DH-G427	
2	10.5-14.5	3000	DH-G430	

MR-16 LED BULB

Watts	Kelvin	Beam Angle	Item #	List
5	2700	40	DH-5W4027K	
5	3000	40	DH-5W4030K	
7	3000	45	DH-6150	



OUR FULL LINE OF CATALOGUES ARE AVAILABLE ON VANISLEWATER.COM




[Click to Download](#)




[Click to Download](#)



[Click to Download](#)




[Click to Download](#)




[Click to Download](#)



[Click to Download](#)



[Click to Download](#)



[Click to Download](#)



[Click to Download](#)



VAN ISLE WATER

The Water System Experts
Since 1972

...but wait, there's more!

Advantages of vanislewater.com:

- In-Depth Product Details and Specifications
- Download Your Receipts
- Print Your Invoices and Statements
- Look Up Full Transaction History
- Initiate Returns and Warranty Claims
- Pay Your Account Balance Online
- View All of Your Purchased Items
- Real Time Inventory Availability



461 Dupplin Rd, Victoria BC 1-888-444-8497 • 250-383-7145
260B Tsolum Rd, Courtenay BC 1-800-665-8311 • 250-338-8737
800-10281 Grace Rd, Surrey BC 1-888-444-8497 • 778-357-0257

OPEN
24 Hours
ONLINE