



VAN ISLE WATER

The Water System Experts

Since 1972

CELEBRATING

50

YEARS

1972-2022

2022


MECHANICAL COMPONENTS

VANISLEWATER.COM

Terms And Conditions

Terms of Payment: All product shipped from VAN ISLE WATER will be C.O.D. unless prior credit approval is obtained. C.O.D. shipments will be VISA, MC, or Certified Cheque prior to shipping. Qualified accounts have net 30 days from time of order.

Prices & Taxes: Catalogue is "List" pricing in Canadian dollars. "List" pricing is only suggested retail pricing and not actual. Actual retail pricing varies by product and region. All prices are as of date of printing and are subject to change without notice. Van Isle Water is not responsible for printing errors. Buyer shall pay all applicable taxes.

Freight Policy: Freight is prepaid on \$1000 net pre tax value for net 30 account customers. Items requiring special handling such as dangerous goods and oversize products are designated by a "  " symbol and are exclusive of prepaid freight. Van Isle Water will use the carrier of its choice.

Freight Claims: Van Isle Water does not assume responsibility for freight damage. All freight damage and shipping discrepancies must be claimed within 48 hours of receipt of goods. Customer must inspect shipments for damage and make claim with carrier.

Short Shipment: Van Isle Water must be notified of any short shipments within 48 hours of receipt of goods with copy of carrier waybill and customer count.

Return Goods: Return goods must be authorized by Van Isle Water. A copy of original invoice must accompany all returns. All returns must be shipped prepaid freight and are subject to a restocking fee up to 25%. Product damaged in freight return will not be accepted. Credit will be issued to account for future purchases. No returns after 30 days. Special order items are not returnable.

Warranty: All defective items within the manufactures warranty period must be authorized first and returned to Van Isle Water with a RGA#. Customer is responsible for return of item(s) and all freight costs. Item(s) will either be replaced or repaired at Van Isle Water's discretion. Item(s) sent back must be accompanied with customer proof of purchase and retail customer receipt. Shipment of replaced or repaired item will be responsibility of customer. Replacement or repaired items may be added to a prepaid shipping order.

Contact

Victoria, BC

461 Dupplin Rd,
Victoria, BC V8Z 1B8
Phone: 250-383-7145
Toll-Free: 1-888-444-8497
Fax: 250-385-1216
sales@vanislewater.com

Head Office

Hours of Operation:
Mon to Fri 7:30 am - 5:00 pm
Sat: 8:00 am - noon
Sun: Closed

Administration:

admin@vanislewater.com

Sales:

sales@vanislewater.com

Website Support:

websupport@vanislewater.com

Courtenay, BC

260B Tsolum Rd,
Courtenay, BC V9N 3R2
Phone: 250-338-8737
Toll-Free: 1-800-665-8311
Fax: 250-338-7933
courtenay@vanislewater.com

Hours of Operation:
Mon to Fri 8:00 am - 5:00 pm
Sat: Closed
Sun: Closed

Shipping/Receiving:

shipping@vanislewater.com

Surrey, BC

800-10281 Grace Rd,
Surrey, BC V3V 3V7
Phone: 778-357-0257
surrey@vanislewater.com

Mon to Fri 8:00 am - 4:30 pm
Saturday: Closed
Sunday: Closed




MECHANICAL COMPONENTS



HYDRO-FLEX BLACK PVC PIPE

	Max PSI	Full Roll	Item #	List
1/2"	100	50'	TUB-BF05	
3/4"	100	50'	TUB-BF07	
1"	100	50'	TUB-BF1	
1 1/4"	80	50'	TUB-BF12	
1 1/2"	65	50'	TUB-BF15	
2"	60	50'	TUB-BF2	
3"	50	50'	TUB-BF3	
4"	50	50'	TUB-BF4	



HYDRO-FLEX WHITE PVC PIPE

	Max PSI	Full Roll	Item #	List
1/2"	100	50'	TUB-WF05	
3/4"	100	50'	TUB-WF07	
1"	100	50'	TUB-WF1	
1 1/4"	80	50'	TUB-WF12	
1 1/2"	65	50'	TUB-WF15	
2"	60	50'	TUB-WF2	

PVC Flex Technical Data

Diameter	Working Pressure	Weight	Curvature Ratio
Inches	PSI	LB per FT	Inches
1/2"	100	0.15	2"
3/4"	100	0.23	2"
1"	100	0.32	3"
1 1/4"	80	0.40	4"
1 1/2"	65	0.50	5"
2"	60	1.28	8"

PVC BRAIDED (CLEAR, NON TOXIC)

Tube I.D.	Tube O.D.	Max. PSI	Full Roll	Item #	List
1/4"		250	100'	TUB-CB03	
3/8"		225	100'	TUB-CB04	
1/2"		200	100'	TUB-CB05	
5/8"		175	100'	TUB-CB06	
3/4"		150	100'	TUB-CB07	
1"		125	100'	TUB-CB1	
1 1/4"		100	100'	TUB-CB12	
1 1/2"		100	100'	TUB-CB15	
2"		100	100'	TUB-CB2	



NON-KINK HOSE (STANDARD, BLACK)

Red Helix

Size	Max. PSI	Full Roll	Item #	List
3/4"	100'	100'	TUB-NK07	
1"	100'	100'	TUB-NK10	
1 1/4"	100'	100'	TUB-NK12	
1 1/2"	100'	100'	TUB-NK15	
2"	100'	100'	TUB-NK20	



Works with Poly Insert Fittings
Page 79

NON-KINK HOSE (METRIC, BLACK)

Blue Helix

Size	Max. PSI	Full Roll	Item #	List
19 mm	100'	100'	TUB-NKM07	
25 mm	100'	100'	TUB-NKM10	
32 mm	100'	100'	TUB-NKM12	
38mm	100'	100'	TUB-NKM15	
50mm	100'	100'	TUB-NKM20	
75mm	50'	50'	TUB-NKM30	
100mm	50'	50'	TUB-NKM40	



Works with Poly Insert Fittings
Page 79

VINYL TUBING (CLEAR)

Tube I.D.	Tube O.D.	Max. PSI	Full Roll	Item #	List
1/8"	1/4"	65	100'	TUB-CV01	
1/4"	3/8"	55	100'	TUB-CV03	
3/8"	1/2"	45	100'	TUB-CV04	
1/2"	5/8"	30	100'	TUB-CV05	
5/8"	3/4"	30	100'	TUB-CV06	
3/4"	1"	35	100'	TUB-CV07	
1"	1 1/4"	25	100'	TUB-CV1	



VINYL TUBING (BLACK)

Tube I.D.	Tube O.D.	Max. PSI	Full Roll	Item #	List
1/4"	3/8"	55	100'	TUB-BV03	
3/8"	1/2"	45	100'	TUB-BV04	
1/2"	5/8"	30	100'	TUB-BV05	
5/8"	3/4"	30	100'	TUB-BV06	
3/4"	1"	30	100'	TUB-BV07	
1"	1 1/4"	25	100'	TUB-BV1	



POLY PIPE & PVC



**All Pipe Subject To
A 25% Cutting Charge**

PVC CLASS 200 (SDR 21)



O.D.	I.D.	Wall	Max. PSI	Size	Item #	List
0.840	0.716	0.062	200	1/2"	PVC-20005	
1.050	0.930	0.060	200	3/4"	PVC-20007	
1.315	1.189	0.063	200	1"	PVC-2001	
1.660	1.532	0.064	200	1 1/4"	PVC-20012	
1.900	1.754	0.073	200	1 1/2"	PVC-20015	
2.375	2.193	0.091	200	2"	PVC-2002	

PVC SCHEDULE 40 (CSA) (SDR 17)

0.840	0.622	0.109	600	1/2"	PVC-4005	
1.050	0.824	0.113	480	3/4"	PVC-4007	
1.315	1.049	0.133	450	1"	PVC-401	
1.660	1.380	0.140	370	1 1/4"	PVC-4012	
1.900	1.610	0.145	330	1 1/2"	PVC-4015	
2.375	2.067	0.154	280	2"	PVC-402	
2.875	2.469	0.203	300	2 1/2"	PVC-4025	
3.500	3.068	0.216	260	3"	PVC-403	
4.500	4.026	0.237	220	4"	PVC-404	
6.625	6.065	0.280	180	6"	PVC-406	

PVC SCHEDULE 80 (CSA)

0.840	0.546	0.147	850	1/2"	PVC-8005	
1.050	0.742	0.154	690	3/4"	PVC-8007	
1.315	0.987	0.179	630	1"	PVC-801	
1.660	1.278	0.191	520	1 1/4"	PVC-8012	
1.900	1.500	0.200	470	1 1/2"	PVC-8015	
2.375	1.939	0.218	400	2"	PVC-802	
2.875	2.323	0.276	420	2 1/2"	PVC-8025	
3.500	2.900	0.300	370	3"	PVC-803	
4.500	3.826	0.337	320	4"	PVC-804	

NEW: Price break at purchase of 1000 ft or more.

NEW: Price break at purchase of 500 ft or more.

NEW: Price break at purchase of 100 ft or more.

MUNICIPAL SERVICE POLY TUBING CSA, MAX. 200 PSI (SOLD IN FULL LENGTHS ONLY)

Size	Length	OD	Item #	List
3/4"	100'	0.875	PO-M07100	
	200'		PO-M07200	
1"	100'	1.125	PO-M10100	
	200'		PO-M10200	
	300'		PO-M10300	
	500'		PO-M10500	
1 1/4"	100'	1.375	PO-M12100	
	200'		PO-M12200	
	300'		PO-M12300	
	500'		PO-M12500	

SUBMERSIBLE DROP POLY 160 PSI (SOLD IN FULL LENGTHS ONLY)

Size	Length	ID	Item #	List
1"	100'	1.049	PO-D10100	
	200'		PO-D10200	
	300'		PO-D10300	
	500'		PO-D10500	
Blue 1"	100'		PO-D10100B	
	300'		PO-D10300B	

UTILITY POLY PIPE (SOLD IN FULL LENGTHS ONLY)

Size	Length	Item #	List
1/2"	100'	PO-U05100	
	400'	PO-U05400	
3/4"	100'	PO-U07100	
	400'	PO-U07400	
1"	100'	PO-U10100	
	300'	PO-U10300	
1 1/4"	100'	PO-U12100	
1 1/2"	100'	PO-U15100	



Non CSA,
Max. 75 PSI.

UTILITY POLY PIPE 100 PSI (SOLD IN FULL LENGTHS ONLY)

Size	Length	ID	Item #	List
1"	100'	1.049	PO-P10100	
1 1/4"	100'	1.380	PO-P12100	



MUNICIPAL SERVICE FITTINGS

Can be used on; Municipal Poly, **Pex**, Copper, Polybutylene, CPVC, Pump Drop Poly. Philmac Fittings are CSA approved for Direct Burial, are easy to use & will not corrode.



Size	Item #	List
Coupling - CTS Muni (No Insert)		
1"	PHI-258001	
1 1/4"	PHI-258002	
1 1/2"	PHI-258003	
1" x 3/4"	PHI-258005	
Elbow - CTS Muni x CTS Muni (No Insert)		
3/4"	PHI-258029	
3/4" x 3/4" FIPT	PHI-258034	
1"	PHI-258030	
1" x 1" FIPT	PHI-258036	
Copper Adapter Kit		
1/2"	PHI-258119	
1"	PHI-258121	
Male Adapter - CTS Muni x MIPT (No Insert)		
3/4"	PHI-258007	
3/4" x 1"	PHI-258009	
1"	PHI-258010	
1 1/4" x 1"	PHI-258012	
1 1/4"	PHI-258013	
1 1/2"	PHI-258016	
Female Adapter - CTS Muni x FIPT (No Insert)		
3/4"	PHI-258020	
3/4" x 1"	PHI-258021	
1"	PHI-258022	
1 1/4"	PHI-258024	
1 1/2"	PHI-258026	
Tee - CTS Muni x Muni x Muni (No Insert)		
3/4"	PHI-258042	
1"	PHI-258043	
1 1/4"	PHI-258044	
3/4" Muni x 3/4" FIPT	PHI-258047	
1" Muni x 1" FIPT	PHI-258049	
1 1/4" Muni x 1" FIPT	PHI-258051	
1 1/4" Muni x 1 1/4" FIPT	PHI-258052	

PHILMAC DROP PIPE FITTINGS

1" Drop Pipe (Red Insert)	PHI-258104
1" Drop Pipe x 1" MIPT (Red Insert)	PHI-258072
1" Drop Pipe x 1 1/4" MIPT (Red Insert)	PHI-258073
1" Drop Pipe x 1" FIPT (Red Insert)	PHI-258084
1" Drop Pipe (Red Insert)	PHI-258061
1" Drop Pipe x 1" FIPT (Red Insert)	PHI-258100

Philmac (3G Type) Fittings for copper tube size (CTS) pipe DO NOT REQUIRE AN INSERT. Fittings for iron size pipe use a coloured insert included with the fitting. (e.g. drop pipe fittings come with a red insert.)

Black, Clear & Neon Tubing Technical Data

Diameter		Wall	Working Pressure
I.D	O.D	Thickness	PSI
1/4"	3/8"	1/16"	55
3/8"	1/2"	1/16"	45
1/2"	5/8"	1/16"	30
1/2"	3/4"	1/8"	45
5/8"	3/4"	1/16"	30
3/4"	1"	1/8"	35
1"	1 1/4"	1/8"	28

Non-Kink Technical Data

Diameter		Curvature	Max. Recommended Flow Rate	
Inches	Metric	Ratio	GPH	GPM
1/2"		12.7 mm	500	8.3
3/4"	19 mm	19.1 mm	900	15
1"	25 mm	25.4 mm	1,500	25
1 1/4"	32 mm	31.8 mm	2,700	45
1 1/2"	38 mm	38.1 mm	3,600	60
2"	50 mm	50.8 mm	5,400	90
	75 mm		13,500	225
	100 mm		21,000	350










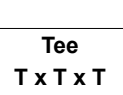


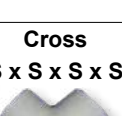



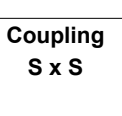


CHECK OUR WEB SITE

- Up To Date Pricing
- Technical Information






vanislewater.com





Less Than Full Rolls Of Tubing Are Subject To A 25% Cutting Charge.

PVC SCH 40 FITTINGS

	Size	Bag Qty	Item #	List		Size	Bag Qty	Item #	List	
Tee S x S x S 	1/2"	10	4-01005		Street Elbow 90° Spigot x S 	1/2"	10	4-09005		
	3/4"	10	4-01007			3/4"	10	4-09007		
	1"	10	4-01010			1"	10	4-09010		
	1 1/4"	5	4-01012			1 1/4"	5	4-09012		
	1 1/2"	5	4-01015			1 1/2"	5	4-09015		
	2"	5	4-01020			2"	5	4-09020		
	2 1/2"		4-01025			Street Elbow 90° MIPT x S 	1/2"	10	4-10005	
	3"		4-01030				3/4"	10	4-10007	
	4"		4-01040				1"	10	4-10010	
6"		4-01060		1 1/4"	5		4-10012			
Red Tee S x S x S 	3/4" X 3/4" X 1/2"	10	4-01101		1 1/2"	5	4-10015			
	1" X 1" X 1/2"	10	4-01130		2"	5	4-10020			
	1" X 1" X 3/4"	10	4-01131		Marlex Street Elbow 90° MIPT x FIPT 	1/2"	10	4-12006M		
	1 1/2" X 1 1/2" X 1"		4-01211			3/4"	10	4-12008M		
	2" X 2" X 1"		4-01249			3/4" x 1/2"	10	4-12101M		
2" X 2" X 1 1/4"		4-01250		Street Elbow 90° MIPT x FIPT 	1/2"	10	4-12005			
Tee S x S x T 	1/2"	10	4-02005			3/4"	10	4-12007		
	3/4"	10	4-02007			1"	10	4-12010		
	1"	10	4-02010			1 1/4"	5	4-12012		
	1 1/4"	5	4-02012			1 1/2"	5	4-12015		
	1 1/2"	5	4-02015		2"	5	4-12020			
Red Tee S x S x T 	2"	5	4-02020		Elbow 22 1/2° S x S 	3/4"		4-65007		
	3/4" X 3/4" X 1/2"	10	4-02101			1"		4-65010		
	1" X 1" X 1/2"	10	4-02130			1 1/4"		4-65012		
	1" X 1" X 3/4"	10	4-02131			1 1/2"		4-65015		
	Tee T x T x T 	1/2"	10	4-05005			2"		4-65020	
3/4"		10	4-05007		3"		4-65030			
1"		10	4-05010		Elbow 45° S x S 	1/2"	10	4-17005		
1 1/4"		5	4-05012			3/4"	10	4-17007		
1 1/2"		5	4-05015			1"	10	4-17010		
2"		5	4-05020			1 1/4"	5	4-17012		
Elbow 90° S x S 	2"	5	4-06020			1 1/2"	5	4-17015		
	2 1/2"		4-06025			2"	5	4-17020		
	3"		4-06030		2 1/2"		4-17025			
	4"		4-06040		3"		4-17030			
	6"		4-06060		4"		4-17040			
	3/4 x 1/2 RED ELL		4-06101		6"		4-17060			
	Elbow 90° S x T 	1/2"	10	4-07005		Cross S x S x S x S 	1/2"	10	4-20005	
		3/4"	10	4-07007			3/4"	10	4-20007	
1"		10	4-07010		1"		10	4-20010		
1 1/4"		5	4-07012		1 1/4"		5	4-20012		
1 1/2"		5	4-07015		1 1/2"		5	4-20015		
2"		5	4-07020		2"		5	4-20020		
3/4" x 1/2" FIPT		10	4-07101		Street Elbow 45° Spigot x S 		1 1/4"	5	4-27012	
1" X 1/2" FIPT		10	4-07130				1 1/2"	5	4-27015	
Elbow 90° T x T 	1/2"	10	4-08005			2"	5	4-27020		
	3/4"	10	4-08007		Coupling S x S 	1/2"	10	4-29005		
	1"	10	4-08010			3/4"	10	4-29007		
	1 1/4"	5	4-08012			1"	10	4-29010		
	1 1/2"	5	4-08015			1 1/4"	5	4-29012		
2"	5	4-08020		1 1/2"		5	4-29015			

PVC SCH 40 FITTINGS

	Size	Bag Qty	Item #	List
Red. Coupling	1" x 3/4"	10	4-29131	
Coupling T x T 	1/2"	10	4-30005	
	3/4"	10	4-30007	
	1"	10	4-30010	
	1 1/4"	5	4-30012	
	1 1/2"	5	4-30015	
	2"	5	4-30020	
Riser/Extender MxF	1/2"	10	4-34005	
Female Adapter FIPT x S 	1/2"	10	4-35005	
	3/4"	10	4-35007	
	1"	10	4-35010	
	1 1/4"	5	4-35012	
	1 1/2"	5	4-35015	
	2"	5	4-35020	
	2 1/2"		4-35025	
	3"		4-35030	
	4"		4-35040	
Male Adapter MIPT x S 	1/2"	10	4-36005	
	3/4"	10	4-36007	
	1"	10	4-36010	
	1 1/4"	5	4-36012	
	1 1/2"	5	4-36015	
	2"	5	4-36020	
	2 1/2"		4-36025	
	3"		4-36030	
	4"		4-36040	
Red. Male Adapter MIPT x S 	1/2" X 3/4"	10	4-36074	
	3/4" X 1"	10	4-36102	
	1" X 3/4"	10	4-36131	
	1 1/4" X 1 1/2"	5	4-36169	
	1 1/2" X 2"	5	4-36213	
	2" X 1 1/2"	5	4-36251	
Reducing Bushing Spigot x S 	3/4" x 1/2"	10	4-37101	
	1" x 1/2"	10	4-37130	
	1" x 3/4"	10	4-37131	
	1 1/4" x 1/2"	5	4-37166	
	1 1/4" x 3/4"	5	4-37167	
	1 1/4" x 1"	5	4-37168	
	1 1/2" x 1/2"	5	4-37209	
	1 1/2" x 3/4"	5	4-37210	
	1 1/2" x 1"	5	4-37211	
	1 1/2" x 1 1/4"	5	4-37212	
	2" x 1/2"	5	4-37247	
	2" x 3/4"	5	4-37248	
	2" x 1"	5	4-37249	
	2" x 1 1/4"	5	4-37250	
	2" x 1 1/2"	5	4-37251	
	2 1/2" x 2"		4-37292	
	3" x 1"		4-37335	
	3" x 2"		4-37338	
	3" x 2 1/2"		4-37339	
	4" x 2"		4-37420	
	4" x 3"		4-37422	
6" x 4"		4-37532		

	Size	Bag Qty	Item #	List
Reducing Bushing Spigot x FIPT 	1/2" x 1/8"	10	4-38071	
	1/2" x 1/4"	10	4-38072	
	1/2" x 3/8"	10	4-38073	
	3/4" x 1/4"	10	4-38098	
	3/4" x 3/8"	10	4-38099	
	3/4" x 1/2"	10	4-38101	
	1" x 1/2"	10	4-38130	
	1" x 3/4"	10	4-38131	
	1 1/4" x 1/2"	5	4-38166	
	1 1/4" x 3/4"	5	4-38167	
	1 1/4" x 1"	5	4-38168	
	1 1/2" x 1/2"	5	4-38209	
	1 1/2" x 3/4"	5	4-38210	
	1 1/2" x 1"	5	4-38211	
	1 1/2" x 1 1/4"	5	4-38212	
	2" x 1/2"	5	4-38247	
2" x 3/4"	5	4-38248		
2" x 1"	5	4-38249		
2" x 1 1/4"	5	4-38250		
2" x 1 1/2"	5	4-38251		
2 1/2" x 2"		4-38292		
3" x 1"		4-38335		
Red. Bushing Mipt x FIPT 	1/2" x 1/4"	10	4-39072	
	1/2" x 3/8"	10	4-39073	
	3/4" x 1/4"	10	4-39098	
	3/4" x 3/8"	10	4-39099	
	3/4" x 1/2"	10	4-39101	
	1" x 1/2"	10	4-39130	
	1" x 3/4"	10	4-39131	
	1 1/4" x 1/2"	5	4-39166	
	1 1/4" x 3/4"	5	4-39167	
	1 1/4" x 1"	5	4-39168	
	1 1/2" x 1/2"	5	4-39209	
	1 1/2" x 3/4"	5	4-39210	
	1 1/2" x 1"	5	4-39211	
	1 1/2" x 1 1/4"	5	4-39212	
	2" x 1"	5	4-39249	
	2" x 1 1/4"	5	4-39250	
2" x 1 1/2"	5	4-39251		
Cap Slip 	1/2"	10	4-47005	
	3/4"	10	4-47007	
	1"	10	4-47010	
	1 1/4"	5	4-47012	
	1 1/2"	5	4-47015	
	2"	5	4-47020	
Cap FIPT 	2 1/2"		4-47025	
	3"		4-47030	
	4"		4-47040	
	6"		4-47060	
	1/2"	10	4-48005	
	3/4"	10	4-48007	
1"	10	4-48010		
1 1/4"	5	4-48012		
1 1/2"	5	4-48015		
2"	5	4-48020		
2 1/2"		4-48025		

Contact us for larger PVC fittings not listed here.

PVC SCH 40 FITTINGS






	Size	Bag Qty	Item #	List
Cap FIPT (Cont.)	3"		4-48030	
	4"		4-48040	
Plug Spigot	1/2"	10	4-49005	
	3/4"	10	4-49007	
	1"	10	4-49010	
	1 1/4"	5	4-49012	
	1 1/2"	5	4-49015	
	2"	5	4-49020	
	2 1/2"		4-49025	
	3"		4-49030	
Plug MIPT	1/4"	10	4-50002	
	3/8"	10	4-50003	
	1/2"	10	4-50005	
	3/4"	10	4-50007	
	1"	10	4-50010	
	1 1/4"	5	4-50012	
	1 1/2"	5	4-50015	
	2"		4-50020	
	2 1/2"		4-50025	
	3"		4-50030	
4"		4-50040		
Union S x S	1/2"	10	4-57005	
	3/4"	10	4-57007	
	1"	10	4-57010	
	1 1/4"	5	4-57012	
	1 1/2"	5	4-57015	
	2"	5	4-57020	
	2 1/2"		4-57025	
	3"		4-57030	
4"		4-57040		
Union T x T	1/2"	10	4-58005	
	3/4"	10	4-58007	
	1"	10	4-58010	
	1 1/4"	5	4-58012	
	1 1/2"	5	4-58015	
	2"	5	4-58020	

PVC SCH 80 FITTINGS

	Size	Item #	List
Tee S x S x S	1/2"	8-01005	
	3/4"	8-01007	
	1"	8-01010	
	1 1/4"	8-01012	
	1 1/2"	8-01015	
	2"	8-01020	
	2 1/2"	8-01025	
	3"	8-01030	
Elbow 90° S x S	1/2"	8-06005	
	3/4"	8-06007	
	1"	8-06010	
	1 1/4"	8-06012	
	1 1/2"	8-06015	
	2"	8-06020	
	2 1/2"	8-06025	
	3"	8-06030	
4"	8-06040		

	Size	Item #	List
Elbow 45° S x S	1/2"	8-17005	
	3/4"	8-17007	
	1"	8-17010	
	1 1/4"	8-17012	
	1 1/2"	8-17015	
	2"	8-17020	
	2 1/2"	8-17025	
	3"	8-17030	
	4"	8-17040	
	Coupling S x S	1/2"	8-29005
3/4"		8-29007	
1"		8-29010	
1 1/4"		8-29012	
1 1/2"		8-29015	
2"		8-29020	
2 1/2"		8-29025	
3"		8-29030	
4"	8-29040		
Coupling FIPT x FIPT	1 1/4"	8-30012	
	1 1/2"	8-30015	
	2"	8-30020	
Female Adapter FIPT x S	1/2"	8-35005	
	3/4"	8-35007	
	1"	8-35010	
	1 1/4"	8-35012	
	1 1/2"	8-35015	
	2"	8-35020	
2 1/2"	8-35025		
3"	8-35030		
4"	8-35040		
Male Adapter MIPT x S	1/2"	8-36005	
	3/4"	8-36007	
	1"	8-36010	
	1 1/4"	8-36012	
	1 1/2"	8-36015	
	2"	8-36020	
	2 1/2"	8-36025	
	3"	8-36030	
	4"	8-36040	
	3/4" x 1"	8-36102	
Reducing Bushing Spigot x Slip	3/4" x 1/2"	8-37101	
	1" x 1/2"	8-37130	
	1" x 3/4"	8-37131	
	1 1/4" x 3/4"	8-37167	
	1 1/4" x 1"	8-37168	
	1 1/2" x 1/2"	8-37209	
	1 1/2" x 3/4"	8-37210	
	1 1/2" x 1"	8-37211	
	1 1/2" x 1 1/4"	8-37212	
	2" x 1/2"	8-37247	
	2" x 3/4"	8-37248	
	2" x 1"	8-37249	
	2" x 1 1/4"	8-37250	
	2" x 1 1/2"	8-37251	
2 1/2" x 2"	8-37292		
3" x 1"	8-37335		
3" x 1 1/2"	8-37337		
3" x 2"	8-37338		
4" x 2"	8-37420		
4" x 3"	8-37422		

PVC SCH 80 PIPE & FITTINGS

	Size	Item #	List
Reducing Bushing Spigot x FIPT 	1" x 1/2"	8-38130	
	1" x 3/4"	8-38131	
	1 1/4" x 3/4"	8-38167	
	1 1/4" x 1"	8-38168	
	1 1/2" x 1/2"	8-38209	
	1 1/2" x 3/4"	8-38210	
	1 1/2" x 1"	8-38211	
	1 1/2" x 1 1/4"	8-38212	
	2" x 1/2"	8-38247	
	2" x 3/4"	8-38248	
	2" x 1"	8-38249	
	2" x 1 1/2"	8-38251	
	3" x 2"	8-38338	
	4" x 2"	8-38420	
4" x 3"	8-38422		
Reducing Bushing MIPT x FIPT 	3/4" x 1/2"	8-39101	
	1" x 1/2"	8-39130	
	1" x 3/4"	8-39131	
	1 1/4" x 1/2"	8-39166	
	1 1/4" x 3/4"	8-39167	
	1 1/2" x 1/2"	8-39209	
	1 1/2" x 3/4"	8-39210	
	1 1/2" x 1"	8-39211	
	1 1/2" x 1 1/4"	8-39212	
	2" x 1/2"	8-39247	
	2" x 1 1/4"	8-39250	
2" x 1 1/2"	8-39251		
Cap Slip 	1/2"	8-47005	
	3/4"	8-47007	
	1"	8-47010	
	1 1/4"	8-47012	
	1 1/2"	8-47015	
	2"	8-47020	
	2 1/2"	8-47025	
Cap FIPT	1/2"	8-48005	
	3/4"	8-48007	
	1"	8-48010	
	1 1/2"	8-48015	
	2 1/2"	8-48025	
	3"	8-48030	
Van Stone Flange Slip 	2"	8-54020	
	2 1/2"	8-54025	
	3"	8-54030	
	4"	8-54040	
	6"	8-54060	
Rubber Flange Gaskets 1/8" Thickness	2" Gasket	8-60020	
	2 1/2" Gasket	8-60025	
	3" Gasket	8-60030	
	4" Gasket	8-60040	
Union S x S 	6" Gasket	8-60060	
	1/2"	8-57005	
	3/4"	8-57007	
	1"	8-57010	
	1 1/4"	8-57012	
1 1/2"	8-57015		
2"	8-57020		

PVC SCH 80 NIPPLES

Size		Length	Item #	List	
1/4"	x	Close	8-80005		
	x	3"	8-80030		
	x	3"	8-81005		
3/8"	x	Close	8-81005		
	x	Short	8-81015		
	x	3"	8-81030		
1/2"	x	Close	8-82005		
	x	2"	8-82020		
	x	3"	8-82030		
	x	4"	8-82040		
	x	5"	8-82050		
	x	6"	8-82060		
	x	12"	8-82120		
	x	18"	8-82180		
	x	24"	8-82240		
	3/4"	x	Close	8-83005	
x		2"	8-83020		
x		3"	8-83030		
x		4"	8-83040		
x		5"	8-83050		
x		6"	8-83060		
x		12"	8-83120		
x		18"	8-83180		
1"		x	Close	8-84005	
		x	2"	8-84020	
	x	3"	8-84030		
	x	4"	8-84040		
	x	5"	8-84050		
	x	6"	8-84060		
	x	12"	8-84120		
	1 1/4"	x	Close	8-85005	
		x	3"	8-85030	
		x	4"	8-85040	
x		5"	8-85050		
x		6"	8-85060		
x		12"	8-85120		
1 1/2"	x	Close	8-86005		
	x	3"	8-86030		
	x	4"	8-86040		
	x	5"	8-86050		
	x	6"	8-86060		
	x	12"	8-86120		
2"	x	Close	8-87005		
	x	3"	8-87030		
	x	4"	8-87040		
	x	5"	8-87050		
	x	6"	8-87060		
	x	12"	8-87120		
2 1/2"	x	3"	8-88030		
	x	6"	8-88060		
3"	x	3"	8-89030		
	x	6"	8-89060		
4"	x	4"	8-90040		
	x	6"	8-90060		

REDUCING NIPPLE (POLYETHYLENE)

Size		Length	Item #	List
3/4"	x	1/2"	8-80705	



CUT OFF NIPPLES (POLYETHYLENE)

Size		Length	Item #	List
1/2"	x	6"	I-CON05	
3/4"	x	6"	I-CON07	



PVC SEWER DRAIN PIPE & FITTINGS

PVC DRAIN PIPE SOLID (CSA)

Size	Item #	List (10' Length)
3"	PVC-S3	
4"	PVC-S4	



PVC DRAIN PIPE PERFORATED (CSA)

Size	Item #	List (10' Length)
3"	PVC-S3P	
4"	PVC-S4P	



STANDARD TEE (HUB X HUB X HUB)

Size	Item #	List
3"	SE-01030	
4"	SE-01040	



SANITARY TEE (HUB X HUB X HUB)

Size	Item #	List
3"	SE-11030	
4"	SE-11040	



WYE (HUB X HUB X HUB)

Size	Item #	List
3"	SE-77030	
4"	SE-77040	



90° ELBOW (HUB X HUB)

Size	Item #	List
3"	SE-06030	
4"	SE-06040	



45° ELBOW (HUB X HUB)

Size	Item #	List
3"	SE-17030	
4"	SE-17040	



22° ELBOW (HUB X HUB)

Size	Item #	List
3"	SE-16030	
4"	SE-16040	



COUPLING (HUB X HUB)

Size	Item #	List
3"	SE-29030	
4"	SE-29040	
4" Sewer x DWV	SE-37400	



PLUG (MIPT)

Size	Item #	List
3"	SE-50030	
4"	SE-50040	



CLEAN OUT, W/O PLUG (SPIGOT X FIPT)

Size	Item #	List
3"	SE-35030	
4"	SE-35040	



CAP (HUB)

Size	Item #	List
3"	SE-47030	
4"	SE-47040	



REDUCING BUSHING (SEWER SPIGOT X DWV HUB)

Size	Item #	List
3" x 2"	SE-37338	
4" x 2"	SE-37420	
4" x 3"	SE-37430	
4" x 4"	SE-37440	



SLEEVE (DWV X SEWER)

Size	Item #	List
4"	SE-37400	



REDUCING BUSHING (SEWER X SEWER)

Size	Item #	List
4" x 3"	SE-37422	



OFFSET DOWN SPOUT ADAPTER

	Item #	List
Standard Sewer and Drain Pipe		
2" x 3" x 3"	SE-9P03	
2" x 3" x 4"	SE-9P04	
DWV or Schedule 40		
2" x 3" x 3"	SE-9P07	








VALVE BOXES


Valve Boxes are made from High Density Poly Ethylene.

Item #	Description	List
VB-6RD	VALVE BOX ROUND 6"	
VB-10RD	VALVE BOX ROUND 10"	
VB-1419	VALVE BOX RECTANGULAR 12 x 17 x 12	
VB-1320	VALVE BOX RECTANGULAR 15 x 21 x 12	



POLY INSERT FITTINGS

	Size	Bag Qty	Item #	List
Tee Ins X Ins X Ins 	1/2"	10	PO-01005	
	3/4"	10	PO-01007	
	1"	10	PO-01010	
	1 1/4"	10	PO-01012	
	1 1/2"	10	PO-01015	
Reducing Tee Ins X Ins X Ins	2"	5	PO-01020	
	3/4" X 1"		PO-01101	
	1" X 3/4"		PO-01131	
	1 1/4" X 1"		PO-01168	
	1 1/2" x 1"		PO-01211	
	1 1/2" X 1 1/4"		PO-01212	
Tee Ins X Ins X FIPT 	1/2"	10	PO-02005	
	3/4"	10	PO-02007	
	1"	10	PO-02010	
	1 1/4"	10	PO-02012	
	1 1/2"	10	PO-02015	
Reducing Tee Ins X Ins X Ins	2"	5	PO-02020	
	3/4" X 1/2"	10	PO-02101	
90 Elbow Ins X Ins 	1/2"	10	PO-06005	
	3/4"	10	PO-06007	
	1"	10	PO-06010	
	1 1/4"	10	PO-06012	
	1 1/2"	10	PO-06015	
90 Elbow Ins X FIPT 	2"	5	PO-06020	
	1/2"	10	PO-07005	
90 Elbow Ins X FIPT	3/4"	10	PO-07007	
	1"	10	PO-07010	
	1 1/4"	10	PO-07012	
	1 1/2"	10	PO-07015	
	2"	5	PO-07020	
Reducing 90 90 Elbow Ins X MIPT 	3/4" X 1/2"		PO-07101	
	1/2"	10	PO-10005	
90 Elbow Ins X MIPT	3/4"	10	PO-10007	
	1"	10	PO-10010	
	1 1/4"	10	PO-10012	
	1 1/2"	10	PO-10015	
	2"	5	PO-10020	
Cross	1/2"		PO-20005	
	3/4"		PO-20007	
Coupling Ins X Ins 	1/2"	10	PO-29005	
	3/4"	10	PO-29007	
	1"	10	PO-29010	
	1 1/4"	10	PO-29012	
	1 1/2"	10	PO-29015	
	2"	5	PO-29020	
Red. Coupling 	3/4" X 1/2"	10	PO-29101	
	1" X 3/4"	10	PO-29131	
	1 1/4" X 1"	10	PO-29168	
	1 1/2" X 1 1/4"	10	PO-29212	
	2" X 1 1/2"	10	PO-29251	
Insert X Spigot	1/2"		4-32005	
	3/4"		4-60007	
	1"		4-32010	
	1 1/2"		4-32015	
	1/2"	10	PO-35005	
Female Adapter Ins X FIPT 	3/4"	10	PO-35007	
	1"	10	PO-35010	
	1 1/4"	10	PO-35012	
	1 1/2"	10	PO-35015	
	2"	5	PO-35020	
Male Adapter Ins X MIPT 	1/2"	10	PO-36005	
	3/4"	10	PO-36007	
	1"	10	PO-36010	
	1 1/4"	10	PO-36012	
	1 1/2"	10	PO-36015	
	2"	5	PO-36020	






	Size	Bag Qty	Item #	List
Increasing Male Adapter	1/2" x 3/4"	10	PO-36074	
	3/4" x 1"	10	PO-36102	
Reducing Male Adapter	3/4" x 1/2"	10	PO-36101	
	1" x 3/4"	10	PO-36131	
Plug Insert 	1/2"	10	PO-49005	
	3/4"	10	PO-49007	
	1"	10	PO-49010	
	1 1/4"	10	PO-49012	
	1 1/2"	10	PO-49015	
	2"	5	PO-49020	

MM NON-KINK INSERT FITTINGS

• Fit metric non-kink tubing!

	Size	Item #	List
Male Adapters 	3/4" x 19mm	PO-NK36007	
	1" x 25mm	PO-NK36010	
	1 1/4" x 32mm	PO-NK36012	
	1 1/2" x 38mm	PO-NK36015	
	2" x 50mm	PO-NK36020	
	Male Thread x Non-Kink Insert		
	1/2" x 19mm	PO-NK36074	
	3/4" x 25mm	PO-NK36102	
	1" x 32mm	PO-NK36132	
	1 1/4" x 38mm	PO-NK36169	

TUBING INSERT FITTINGS

	Tubing Size	Bag Qty	Item #	List
Tee 	ID 1/4"	10	TU-T44	
	3/8"	10	TU-T66	
	1/2"	10	TU-T88	
90 Elbow 	1/4"	10	TU-L44	
	3/8"	10	TU-L66	
	1/2"	10	TU-L88	
90 Elbow MIPT x insert	1/4"	10	TU-E44	
	3/8"	10	TU-E66	
	1/2"	10	TU-E88	
Reducing 90 Coupling 	1/4" x 3/16"	10	TU-E43	
	3/16"	10	TU-C33	
	1/4"	10	TU-C44	
	3/8"	10	TU-C66	
	1/2"	10	TU-C88	
Reducing Coupling Insert x Insert	1/4" x 3/16"	10	TU-C43	
	3/8" x 1/4"	10	TU-C64	
	1/2" x 1/4"	10	TU-C84	
	1/2" x 3/8"	10	TU-C86	
	5/8" x 3/8"	10	TU-C106	
	5/8" x 1/2"	10	TU-C108	
	Adapter (MIPT x ins)	1/4"	10	TU-F44
3/8"		10	TU-F66	
1/2"		10	TU-F88	
Reducing Adapter MIPT x insert 	1/4" x 3/16"	10	TU-F43	
	1/4" x 3/8"	10	TU-F46PE	
	3/8" x 1/4"	10	TU-F64PE	
	3/8" x 1/2"	10	TU-F68	
	1/2" x 3/16"	10	TU-F83	
	1/2" x 1/4"	10	TU-F84	
	1/2" x 3/8"	10	TU-F86	
Adapter (FIPT x ins) 	1/4"	10	TU-AF44	
	3/8"	10	TU-AF66	
	1/2"	10	TU-AF88	
Line Tee MIPT x insert	1/4"	10	TU-AT44	
	3/8"	10	TU-AT66	
	1/2"	10	TU-AT88	
Reducing Line Tee	1/2" x 3/8"	10	TU-AT86	



MUR-LOK POLYPROPYLENE QUICK-CONNECT FITTINGS

Feature double o-ring sealing and are not affected by chlorine levels that break down typical quick connect fittings made of acetal material.

- All polypropylene construction with stainless steel teeth.
- Dual EPDM Chloramine Resistant O-Ring.
- Designed for use with polyethylene, Pex & soft metal tubing.

POLYETHYLENE TUBING

Tube O.D.	Max. PSI	Item #	List
1/4"	130	TUB-3604	
3/8"	135	TUB-3606	
1/2"	100	TUB-3608	
5/8"	100	TUB-36010	



TUBING FITTINGS

	Size	Item #	List
Tee Union Tube x Tube	1/4"	MUR-T2	
	3/8"	MUR-T3	
	1/2"	MUR-T5	
	3/8" x 1/4"	MUR-T32	
	1/2" x 3/8"	MUR-T53	
Male Elbow Tube x MIPT	1/4"	MUR-ELMPT2	
	3/8"	MUR-ELMPT3	
	1/2"	MUR-ELMPT5	
	1/4" x 3/8"	MUR-ELMPT23	
	3/8" x 1/4"	MUR-ELMPT32	
Union Elbow Tube x Tube	1/4"	MUR-ELUNION2	
	3/8"	MUR-ELUNION3	
	1/2"	MUR-ELUNION5	
Union Tube x Tube	1/4"	MUR-UN2	
	3/8"	MUR-UN3	
	5/16"	MUR-UN4	
	1/2"	MUR-UN5	
	3/8" x 1/4"	MUR-UN32	
	3/8" x 5/16"	MUR-UN34	
Female Adapter Tube X FIPT	1/4"	MUR-FA2	
	3/8" x 1/4"	MUR-FA32	
Tube Cap	1/4"	MUR-CAP2	
	3/8"	MUR-CAP3	
Cross	3/8"	MUR-CROSS3	

	Size	Item #	List
Male Adapter Tube X MIPT	1/4"	MUR-MA2	
	3/8"	MUR-MA3	
	1/2"	MUR-MA5	
	1/4" x 3/8"	MUR-MA23	
	3/8" x 1/4"	MUR-MA32	
Check Valve	3/8" x 1/2"	MUR-MA35	
	5/16" x 1/4"	MUR-MA42	
	1/2" x 3/8"	MUR-MA53	
Faucet Connector	1/4"	MUR-CHECK14	
	3/8"	MUR-CHECK38	
Ball Valve Tube X Tube	1/4" X 7/16" Uns	MUR-FAUCETCON2	
	3/8" X 7/16" Uns	MUR-FAUCETCON3	
Locking Clip Tubing	1/4"	MUR-BV2	
	3/8"	MUR-BV3	
	1/2"	MUR-LOCKCLIP2	
Release Tool Tubing Cutter	1/4"	MUR-LOCKCLIP3	
	3/8"	MUR-LOCKCLIP4	
Angle Stop Valve	1/4" 3/8" 1/2"	MUR-RELEASETUOL	
	3/8" x 3/8" x 3/8"	MUR-CUTTER	
Bulkhead Union Tube X Tube	3/8" x 3/8" x 3/8"	MUR-PPASV3	
	3/8" x 3/8" x 1/4"	MUR-PPASV32	
Wye Tube x Tube x Tube	1/4"	MUR-BH02	
	3/8"	MUR-BH03	
	1/4" x 3/8"	MUR-BH0203	
	1/4"	MUR-Y2	
	3/8"	MUR-Y3	

FALCON 3/4" FIPT X 18" FLEXIBLE STAINLESS STEEL CONNECTOR

Connect water softeners and other equipment with stainless steel flexible connector lines. Falcon now offers the best flexible water connector with the greatest flow ensuring proper operation of water flowing appliances.

All Mega-Flow Super Water-Flex stainless steel corrugated water connectors have a large inner diameter that allows for a higher flow rate than traditional copper or braided flexible lines.



Item #	List
FAL-FF18	

FAUCET WATER SUPPLY HOSE

- 1/2" FIP x 3/8" Compression.
- Water supply hose for faucet, mixer, toilet or closetool.
- Ok for hot-cold water.
- Durable 304 high grade stainless steel wire braided hose.



Length	Item #	List
20"	F-FT20	
36"	F-FT36	
Compression x MIPT Brass Connector		
3/8" x 1/2"	F-FTCON	
3/8" x 1/4"	F-686B	
3/8" x 3/8"	F-686C	

PVC COMPRESSION COUPLING

Size	Item #	List
1/2"	4-CC05	
3/4"	4-CC07	
1"	4-CC1	
1 1/4"	4-CC12	
1 1/2"	4-CC15	
2"	4-CC2	
2 1/2"	4-CC25	
3"	4-CC3	
4"	4-CC4	
6"	4-CC6	



PVC QUICK FIX COUPLING

Size	Item #	List
1/2"	4-QF05	
3/4"	4-QF07	
1"	4-QF1	
1 1/4"	4-QF12	
1 1/2"	4-QF15	
2"	4-QF2	
2 1/2"	4-QF25	
3"	4-QF3	
4"	4-QF4	



POLY BULKHEAD FITTINGS

Bulkhead fittings are used to make watertight penetrations through pond liners, tanks, filters, etc. Female threads on the inside use a male adapter to connect your pipe.

Size	Item #	List
1/2"	BAN-B05	
3/4"	BAN-B07	
1"	BAN-B1	
1 1/4"	BAN-B12	
1 1/2"	BAN-B15	
2"	BAN-B2	
3"	BAN-B3	
4"	BAN-B4	



BULKHEAD FITTINGS

Size	Connections	Item #	List
1/2"	FIPT x Slip	LIF-R175141	
3/4"	FIPT x Slip	LIF-R441016	
1"	FIPT x Slip	LIF-R175106	
1 1/2"	FIPT x Slip	LIF-R172334	
2"	FIPT x Slip	LIF-R270560	
1/2"	FIPT x FIPT	LIF-R270900	
3/4"	FIPT x FIPT	LIF-R270904	
1"	FIPT x FIPT	LIF-R270902	
1 1/2"	FIPT x FIPT	LIF-R441019	



LOW PROFILE STRAINER

Size	Connections	Item #	List
1/2"	MIPT	LIF-R441009	
3/4"	MIPT	LIF-R441011	
1"	MIPT	LIF-R441013	
1 1/2"	MIPT	LIF-R441041	
2"	MIPT	LIF-R441043	



RUBBER COUPLINGS

- Ideal for connecting two pipes or repairing underground breaks in existing lines.
- Includes (2) stainless clamps for watertight seal.

	Size	Item #	List
	1 1/4"	SWI-12	
	1 1/2"	SWI-15	
	2"	SWI-2	
	3"	SWI-3	
	4"	SWI-4	
	6"	SWI-6	
	2" x 1"	SWI-21	
	2" x 1 1/2"	SWI-215	
	3" x 2"	SWI-32	
	4" x 3"	SWI-43	
	6" x 4"	SWI-64	
Elbow	4"	SWI-4ELL	
Tee	4"	SWI-4TEE	



UNISEAL

Uniseal is designed for pipe penetrations into tanks. Simple to install as they do not require any access to the inside of the tank.

Uniseal is designed to fit PVC & Steel pipe from 3/8" to 6", providing a liquid tight connection.



	Pipe Size	Hole Saw Size	Item #	List
	3/8"	1"	UNS-038	
	1/2"	1 1/4"	UNS-050	
	3/4"	1 1/4"	UNS-075	
	1"	1 3/4"	UNS-100	
	1 1/4"	2"	UNS-125	
	1 1/2"	2 1/2"	UNS-150	
	2"	3"	UNS-200	
	3"	4"	UNS-300	
	4"	5"	UNS-400	
	6"	7"	UNS-600	
SDR35 Pipe	4"	5"	UNS-35400	
SDR35 Pipe	6"	7"	UNS-35600	
	Cord Seal for 1 Power Cords		UNS-CS1	
	Cord Seal for 3 Power Cords		UNS-CS3	

INTAKE SCREENS

Intake screens prevent fish and plants from being sucked into the pump.



Male Thread	Item #	List	Female Thread	Item #	List
1 1/4"	PA-PSM12	11.65	1 1/2"	PA-PSF15	
1 1/2"	PA-PSM15	14.98	2"	PA-PSF20	
2"	PA-PSM20	16.65	3"	PA-PSF30	
FIPT Plated Steel Basket Strainer					
	1 1/2"	PA-MSF15			
	2"	PA-MSF2			
	3"	PA-MSF3			



SPECIALTY PUMP UNIONS & PVC FITTINGS



HI-TEMP CPVC SPECIALTY UNIONS

Description	Item #	List
1.5" S-2" SP x 1.5" MIPT	4-57C150	
2" Slip x 1.5" MIPT	4-57C160	
2" Slip x 2" MIPT	4-57C200	
3" Slip x 2" MIPT	4-57C230	
90 Elbow 2" Slip x 2" MIPT	4-57C290	

2" PVC SLIP X MIPT UNION

Item #	List
4-57C200W	



PVC INSERT X SPIGOT ADAPTER

Size	Item #	List
1/2"	4-32005	
3/4"	4-60007	
1"	4-32010	
1 1/2"	4-32015	



TAPERED 'FITSALL' FITTINGS

Size	Item #	List
1 1/2" MIPT x 1 1/4"/1 1/2" hose	PO-361512	
1 1/2" MIPT x 1 1/2" insert elbow	PO-1015	



TRITON UNIVERSAL CHECK VALVE

This "Swing style" check valve features a 2" socket union on the inlet, 2" or 1-1/2" socket unions for the outlet, a molded in 90 elbow, and a slim design for clearance when installed with direct drive pumps.

- Works with all 1-1/2" and 2" pump outlets.
- Extend to any length using 2" SCH 40 fittings.



Inlet	Outlet	Item #	List
2" Socket	1.5" or 2" Slocket	ATL-TR215CV	

OASE SCH 40 ADAPTER

PVC Socket x Union

Size	Item #	List
1 1/2"	OAS-P10142	
2"	OAS-P10143	



1 1/2 UNION ADAPTER

1 1/2" Barb x 1 1/2" MIPT

Item #	List
4-57C000	



PVC UNION 90 DEG

1 1/2" Barb x 1 1/2" MIPT

Item #	List
4-57C21058200	



PVC SELF-ALIGNING UNION

1.5" MIPT x 1.5" SPG Union

Item #	List
4-57C150W	



2" CPVC 3 WAY UNION VALVE

Item #	List
VA-3WAYPU2	



CPVC TRUSEAL 3-WAY DIVERTER VALVE

1 1/2" Socket x 2" Spigot.

Item #	List
HAY-PSV3S2	



SWEEP ELBOWS

Size	Item #	List
1 1/2"	WW-4119110	
2"	WW-4119130	
3"	WW-4119200	



PVC 120° WYE

Size	Item #	List
3/4"	WW-4131810	
1"	WW-4134160	
1 1/2"	WW-4134100	
1 1/2" x 1 1/2" x 2"	WW-4134100A	
2"	WW-4135080	



PIPE EXTENSION FITTING & INSIDE COUPLING (FOR SCH 40 PIPE)

	Size	Item #	List
Pipe Extension	1"	4-PEX1	
	1 1/2"	4-PEX15	
	2"	4-PEX2	
Inside Coupling	1"	WW-4194100	
	1 1/2"	WW-4194110	
	2"	WW-4194120	



PVC WATERSTOP

Waterstops eliminate leaks due to expansion and/or other finish materials.

Size	Item #	List
1"	WW-4293000	
1 1/2"	WW-4293010	
2"	WW-4293020	
2 1/2"	WW-4293030	
3"	4-WS3	



STAINLESS SPRING CHECK VALVE

FIPT	1/2"	VA-SSCV05
	3/4"	VA-SSCV07



FLOMATIC STAINLESS CHECK VALVES

Size	Item #	List
1"	VA-100SS	
1" Extra Long	VA-XLCH1	
1 1/4"	VA-125SS	
1 1/2"	VA-150SS	
2"	VA-200SS	
	VA-125100SS	



CLEAR SWING CHECK VALVE W/ UNIONS (SLIP)

Size	Item #	List
1 1/2"	VA-CSCV15U	
2"	VA-CSCV2U	



FLOMATIC 80DI DUCTILE IRON CHECK VALVE

2"	VA-80DI2
3"	VA-80DI3
4"	VA-80DI4
6"	VA-80DI6

Larger Sizes Available



KBI CHECK VALVE (MIPT X FIPT)

• Preset at 5 PSI, can be adjusted to 14 PSI.

1/2"	KBI-CV05
3/4"	KBI-CV07
1"	KBI-CV1



SUMP PUMP ACCESSORIES

Hose	Item #	List
24' x 1 1/4" Hose	PA-SPHK	
Check Valves		
1 1/4" MIPT X 1 1/4" Hose	VA-SPHCV12	
1 1/2" MIPT X 1 1/4" Hose	VA-SPHCV15	



FLOW CONTROLS

GPM	Size	Item #	List
1	3/4" FIPT	VA-D1	
2	3/4" FIPT	VA-D2	
3	3/4" FIPT	VA-D3	
4	3/4" FIPT	VA-D4	
5	3/4" FIPT	VA-D5	
6	3/4" FIPT	VA-D6	
7	3/4" FIPT	VA-D7	
8	3/4" FIPT	VA-D8	
9	3/4" FIPT	VA-D9	
10	3/4" FIPT	VA-D10	
12	1" FIPT	VA-D12	
15	1" FIPT	VA-D15	



3 IN 1 - QUIET CHECKMATE

Includes slow closing check valve, ball valve and union.

Size	Item #	List
1 1/2"	VA-CMQ15	
2"	VA-CMQ2	



FLOMATIC BRONZE ENVIRO-CHECK

Size	Item #	List
1"	VA-100E	
1 1/4"	VA-125E	



BRONZE SWING CHECK VALVE (FIPT)

Size	Item #	List
1/2"	VA-SCVB05	
3/4"	VA-SCVB07	
1"	VA-SCVB1	
1 1/4"	VA-SCVB12	
1 1/2"	VA-SCVB15	
2"	VA-SCVB2	



FLOMATIC BALL CHECK VALVE FULL FLOW, SEWAGE RATED

1 1/4" FIPT Cast Iron	VA-172141
2" FIPT Cast Iron	VA-172142



PVC SPRING CHECK VALVE

	Size	Item #	List
	1 1/4"	VA-SPCV12	
	1 1/2"	VA-SPCV15	
1/2 lb Spring	1 1/2" FIPT	VA-SPCV15T	
	2"	VA-SPCV2	
	2" FIPT	VA-SPCV2T	

BRONZE FOOT VALVES (FIPT SPRING LOADED)

1/2"	PA-FVB05
3/4"	PA-FVB07
1"	PA-FVB1
1 1/4"	PA-FVB12
1 1/2"	PA-FVB15
2"	PA-FVB2
3"	PA-FVB3
Fromatic Cast Iron Type 63	
4"	FLV-FV4



PVC FOOT VALVES

FIPT, Spring Loaded, 150 PSI Max Pressure

3/4"	PA-FVP07
1"	PA-FVP1
1 1/4"	PA-FVP12
1 1/2"	PA-FVP15
2"	PA-FVP2



HOSE BIB

		Item #	List
Brass	3/4" GH x 1/2" MIPT	VA-BDB05	
Brass	3/4" GH x 3/4" MIPT	VA-BDB07	
Plastic	3/4" GH x 1/2" MIPT	VA-HBM05	



HOSE BIB W/ MOUNTING FLANGE

Brass	3/4" GH x 1/2" MIPT	VA-BDB05W
-------	---------------------	---------------------------

PVC BALL VALVE SLIP & THREADED

- 150 PSI
- EPDM Seat



Size	Slip	List	Threaded	List
1/2"	VA-BV05S		VA-BV05T	
3/4"	VA-BV07S		VA-BV07T	
1"	VA-BV1S		VA-BV1T	
1 1/4"	VA-BV12S		VA-BV12T	
1 1/2"	VA-BV15S		VA-BV15T	
2"	VA-BV2S		VA-BV2T	
2 1/2"	VA-BV25S			
3"	VA-BV3S			
4"	VA-BV4S			

PVC TRUE UNION BALL VALVE

- Both S & T Ends
- 150 PSI
- 2 Way Blocked
- Teflon Seat

Size	Item #	List
1/2"	VA-TUBV05	
3/4"	VA-TUBV07	
1"	VA-TUBV1	
1 1/4"	VA-TUBV12	
1 1/2"	VA-TUBV15	
2"	VA-TUBV2	
2 1/2"	VA-TUBV25	
3"	VA-TUBV3	
4"	VA-TUBV4	



PVC SWING CHECK VALVE

	Size	Item #	List
Slip	3/4"	VA-SCV07	
Slip	1"	VA-SCV1	
Threaded	1"	VA-SCV1T	
Slip	1 1/4"	VA-SCV12	
Slip	1 1/2"	VA-SCV15	
Threaded	1 1/2"	VA-SCV15T	
Slip	2"	VA-SCV2	
Threaded	2"	VA-SCV2T	
Slip	3"	VA-SCV3	
Slip	4"	VA-SCV4	



PVC SINGLE UNION POOL VALVE

Size	Item #	List
1 1/2"	VA-SUBV15S	
2"	VA-SUBV20S	



BRASS BALL VALVE

- Full Port • Chrome Plated Ball • 300 PSI • Teflon Packing

Size	Item #	List
1/4"	VA-BVB02	
3/8"	VA-BVB03	
1/2"	VA-BVB05	
3/4"	VA-BVB07	
1"	VA-BVB1	
1 1/4"	VA-BVB12	
1 1/2"	VA-BVB15	
2"	VA-BVB2	



STAINLESS STEEL BALL VALVE

1/2"	VA-BVSS05
3/4"	VA-BVSS07
1"	VA-BVSS1
1 1/4"	VA-BVSS12
1 1/2"	VA-BVSS15
2"	VA-BVSS2



BRONZE GATE VALVE

Size	Item #	List
1/2"	VA-GVB05	
3/4"	VA-GVB07	
1"	VA-GVB1	
1 1/4"	VA-GVB12	
1 1/2"	VA-GVB15	
2"	VA-GVB2	



PVC GATE VALVE S X S

	Size	Item #	List
	1 1/2"	VA-SV15	
Slip x Slip	2"	VA-SV2	
	3"	VA-SV3	
	4"	VA-SV4	
Spigot	2 1/2"	VA-SV25	



PVC BUTTERFLY VALVE

Size	Item #	List
3" Flanged	VA-FBV3	
4" Flanged	VA-FBV4	
6" Flanged	VA-FBV6	



1/2" CONTROL VALVE

Size	Item #	List
1/2" MIPT x 1/2" Insert	LIF-R270553	



FAUCET FILL VALVE

Instant open or shut control for water distribution. Low pressure use only.

Size	Item #	List
3/4" MIPT	LIF-R175252	





Float Valves: Float operated valves for automatic filling of water storage vessels.
Part Fill Valves: Intended for use in rain water harvesting tanks.
Trough Valves: Automatic filling of water troughs, tanks, cisterns etc.
Differential Valves: Ideal for use in water tanks which are filled by a pressure system controlled water pump.

ROJO SERIES FLOAT & PART FILL VALVES

	GPM	Case	Item #	List
Float Valve 3/4"	5	12	JOB-RJV20	
Part Fill Valve 3/4"	5	8	JOB-RJVP20	
Service Kit		ea	JOB-RJP3A	

All Jobe Valves products are made to be adaptable so they can be used in a wide range of applications. Built rugged to withstand harsh environments. Soft opening & closing preventing water hammer.




TOPAZ SERIES TROUGH & PART FILL VALVES

	GPM	Case	Item #	List
Trough Valve 1" Detach	80	12	JOB-TPV1D	
Frost Pro		10	JOB-FPV	
Protect-A-Mount		8	JOB-PMV	

MECHANICAL LEVEL CONTROLS



Max. PSI	Max GPM @ 85 PSI	Size	Item #	List
Float Valve, Brass				
125	22.0	1/2" MIPT	VA-B05	
100	39.9	3/4" MIPT	VA-B07	
100	68.5	1" MIPT	VA-B1	
Float Ball				
	1/4" FIPT	6" Poly	VA-BF6	
	1/4" FIPT	5" Poly	VA-BF5	
Float Rod				
	Brass	1/4" x 12"	VA-BR	
Float Valve Assembly				
	Brass	2.25	1/4" Comp.	VA-B02
	Brass	2.25	3/8" MIPT	VA-B03

HUDSON FILL VALVE

Hudson water control valves allow you to maintain fluid levels in your pond or water garden with exceptional accuracy. Fluid level forces the float to rise and close the diaphragm chamber, which expands to stop the incoming flow.



	Case	Item #	List
1/2" Valve	24	HUD-VRP05	
1" Valve	24	HUD-VRP10	
1/2" Repair Kit		HUD-K405	
1" Repair Kit		HUD-K410	

REMOTE AUTO FILL

- 1/2" ABS fill valve.
- Grey lid.
- 3/4" or 1/2" water inlet.
- Optional Overflow 1/2".
- 1.5" & 2" adapters included.



Item #	List
VA-WF420G	

ABS FILL VALVE

- Standard pipe thread inlet and free flow outlet.
- Adjustable arm can be used in the vertical or horizontal position.
- Estimated flow rate 1.5 gpm @ 40 PSI.



	Case	Item #	List
1/2" (NPT)	10	VA-PFV05	

ELECTRONIC WATER LEVEL SYSTEM

Levolor is a completely electronic water level sensing system that can be used in all aquatic environments, new or existing. The system includes an adjustable sensing probe and monitoring computer with a splash timer to compensate for swells and surface disturbances. When the water level drops below the probe for approximately two minutes the computer opens a solenoid valve until the water reaches a level above the probe. Levolor's time clock activates and runs only when the equipment is running. Includes 50' of sensor wire.
Solenoid valve required.



	Case	Item #	List
Levolor	6	LEV-LEV110A	

"ALL STAINLESS STEEL" GEAR CLAMPS

Screw is 5/16" 304 Stainless Steel

Size	Bag	Item #	List
3/8"	10	PO-SSC4	
5/8"	10	PO-SSC5	
Full Size			
7/16"	10	PO-SSC6	
1/2"	10	PO-SSC8	
5/8"	10	PO-SSC10	
3/4"	10	PO-SSC12	
1"	10	PO-SSC16	
1 1/4"	10	PO-SSC20	
1 1/2"	10	PO-SSC24	
2"	10	PO-SSC32	
2 1/2"	10	PO-SSC40	
3 1/4"	10	PO-SSC52	
4"	10	PO-SSC64	
4 1/2"	10	PO-SSC72	
6 1/2"	10	PO-SSC104	



DUAL HEX NUT DRIVER FOR HOSE CLAMPS

- Driver with Flexible Shaft and Reversible Socket.



Item #	List
1/4" x 5/16"	T-ND

PVC PIPE STRAPS (2 HOLE)

Size	Item #	List
1/2"	ST-S05	
3/4"	ST-S07	
1"	ST-S1	
1 1/4"	ST-S12	
1 1/2"	ST-S15	
2"	ST-S2	
3"	ST-S3	
4"	ST-S4	



TUBE NAIL CLAMPS

Size	Item #	List
1/8"	ST-NC125	
1/4"	ST-NC250	
3/8"	ST-NC375	
1/2"	ST-NC5	
3/4"	ST-NC7	



PLASTIC CONTRACTOR TOTES

Great for storing a wide variety of items: gear clamps, push fit, Twistloc, flare & compression and other fittings.

- Removeable Bins.
- Clear Lid with latches to secure contents.
- Gear Clamp Kits - Design your own mix of products to suit your customers needs!
- 30 Bin (18 - 3" x 2" & 12 - 2" x 1 1/2") 1 3/4" Deep.
- 12 Bin (12 - 4" x 3") 3 1/2" Deep.
- 9 Bin (3 - 6" x 4" & 6 - 4" x 3") 3 1/2" Deep.



Item #	List
30 Bin	T-CB30
12 Bin	T-CB12
9 Bin	T-CB9

RATCHETING PLASTIC CLAMPS

Size	Item #	List
1/4"	PO-HC02	
3/8"	PO-HC03	
1/2"	PO-HC05	
5/8"	PO-HC06	
3/4"	PO-HC07	



RTV SILICONE SEALANT

Black RTV silicone sealant is used to create a watertight seal where liner is attached to filtration components. Permanently flexible RTV silicone used in conjunction with Atlantic's molded-in inserts, liner retention flanges and stainless steel hardware ensures a watertight connection every time.



Size	Item #	List
2.8 oz Tube	ATL-SN2800	
10.3 oz Cartridge	ATL-BS10	

GREY TOTE TRAY

- Easily transport quart size glue cans, tools, and other supplies to and from job sites.
- Over sized for maximum capacity without the worry of spilling.
- Storage grooves on the side of handle allows for smaller supplies, such as connectors.



Item #	List
18" x 13 1/2"	T-TOTE

A+B 2 PART EPOXY PUTTY

- Fill cracks or holes in decks and broken tile.
- Colour: White



Size	Item #	List
14 oz	PM-AB2	

OATEY EPOXY PUTTY

- Repair almost anything.
- Forms a steel-hard bond in minutes.
- Adheres to almost anything - even wet applications.



Size	Item #	List
4 oz	OAT-31270	

POND SEALANT

- Moisture curing high performance polyurethane sealant with permanent elasticity.
- Suitable for non-chlorinated water immersion.
- Great for filling cracks and stopping leaks.
- Natural stone colour.



Case	Item #	List
30	SON-NP1	

THREAD SEALERS

	Size	Item #	List
Teflon Tape	1/2" x 480"	PA-TT	
Buy 10 rolls or more:			
Teflon Paste	2 oz	PA-TF2	
Teflon Paste	8 oz	PA-TF8	
SS Thread Tape	1/2" x 260"	PA-SSTT	



O-RING LUBRICANT

	1 oz	PA-L075
	5.3 oz	PA-L5
Food Grade	6 g	PA-LPST111



PERMATEX SEALANT

	Item #	List
Hard Set	PA-RH1C	
Slow Drying Non Hardening	PA-RH2C	



SPLICING TAPES

	Item #	List
PVC Electr. Tape 3/4" x 60'	PA-TAPE	
Rubber Splicing Tape	PA-TAPE3M	



2" X 180' DUCT TAPE

- 8 mil, multi-purpose grade tape.
- 2" x .0085" x 60 yards.
- 48 mm x .210 mm x 55 mm.
- Excellent adhesion to a wide variety of surfaces.
- Use for a broad range of applications or bundling.
- Conforms well to irregular spaces.



Item #	List
T-86070	

PVC CEMENT & PRIMER



	Size	Item #	List
Clear PVC Cement	118 ml	OAT-CC118	
CSA Medium Bodied	236 ml	OAT-CC236	
Equal to Weld-on 705	473 ml	OAT-CC473	
	946 ml	OAT-CC946	
SCH 40 + SCH 80 to 6"	3.78 l	OAT-CC3780	
Grey PVC Cement	118 ml	OAT-CG118	
CSA Heavy Duty	236 ml	OAT-CG236	
Equal to Weld-on 711	473 ml	OAT-CG473	
SCH 40 + SCH 80 to 12"	946 ml	OAT-CG946	
Clear PVC Flex Cement	118 ml	OAT-CF118	
Equal to Weld-on 795	236 ml	OAT-CF236	
Grey PVC Wet-Dry Cement	118 ml	OAT-CRS118	
CSA Fast-Set	236 ml	OAT-CRS236	
SCH 40 + SCH 80 to 6"	473 ml	OAT-CRS473	
Wet-Dry Primer	236 ml	OAT-PRS236	
	473 ml	OAT-PRS473	
ABS/PVC Transition Cement	118 ml	OAT-CTRANS118	
Purple PVC Primer	118 ml	OAT-PP118	
	236 ml	OAT-PP236	
Equal to Weld-on P 70	473 ml	OAT-PP473	
	946 ml	OAT-PP946	
	3.78 l	OAT-PP3780	
Clear PVC / CPVC Primer	118 ml	OAT-PC118	
	236 ml	OAT-PC236	
Equal to Weld-on P 72	473 ml	OAT-PC473	

OATEY CLOG BUSTER DRAIN FLUSHER

Unclogs drainpipes in minutes and eliminates the need for using chemical drain products.



Fits	Item #	List
1" to 2"	OAT-33440	
1 1/2" to 3"	OAT-33441	
4" to 6"	OAT-33442	

2" FIRE CART

- Recoil start & low oil shutdown.
- Centrifugal aluminum pump.
- Heavy duty aluminum impeller.
- 196CC Honda GX200 engine.
- Fuel tank capacity 0.82 gal (3.1 lt).
- 126 GPM max flow.
- 197' total lift, 26' suction lift.
- 3 Year Honda GX engine limited warranty.

Included:

- 12' (2") suction hose.
- 50' (1.5") discharge hose.
- 2" foot valve.



Suction/Discharge	Item #	List
2" MIPT	BE-HPFC2065HR	

CLEAR/GREEN SUCTION HOSE

Tube I.D.	Max. PSI	Full Roll	Item #	List
1 1/2"	100		TUB-SHG15	
2"	100		TUB-SHG2	
3"	100		TUB-SHG3	



WATER DISCHARGE HOSE (LAYFLAT)

PVC layflat hose is a lightweight, mildew and rot resistant water discharge hose.

- Temperature Range: -150C (-50F) to +550C (1310F)



	Max PSI	Full Roll	Item #	List
1 1/2"	70	300	TUB-LF15	
2"	65	300	TUB-LF2	

PLATED STEEL BASKET STRAINER

Intake screens prevent fish and plants from being sucked into the pump.

FIPT	Item #	List
1 1/2"	PA-MSF15	
2"	PA-MSF2	
3"	PA-MSF3	




1 1/2" FIRE HOSE NOZZLE


FIPT	Item #	List
1 1/2"	IN-FNB150S	




A - FIPT X MALE KAMLOCK

	Size	Item #	List
Aluminum	1 1/2"	KAM-A150A	
	2"	KAM-A200A	
Plastic	1 1/2"	KAM-PL150A	
	2"	KAM-PL200A	
	3"	KAM-PL300A	


B - MIPT X FEMALE KAMLOCK

	Size	Item #	List
Aluminum	1 1/2"	KAM-A150B	
	2"	KAM-A200B	
Plastic	1 1/2"	KAM-PL150B	
	2"	KAM-PL200B	
	3"	KAM-PL300B	


C - INSERT X FEMALE KAMLOCK

	Size	Item #	List
Aluminum	1 1/2"	KAM-A150C	
	2"	KAM-A200C	
Plastic	1 1/2"	KAM-PL150C	
	2"	KAM-PL200C	
	3"	KAM-PL300C	


D - FIPT X FEMALE KAMLOCK

	Size	Item #	List
Aluminum	1 1/2"	KAM-A150D	
	2"	KAM-A200D	
Plastic	1 1/2"	KAM-PL150D	
	2"	KAM-PL200D	
	3"	KAM-PL300D	


DC - CAP KAMLOCK

	Size	Item #	List
Aluminum	2"	KAM-A200DC	
Plastic	1 1/2"	KAM-PL150DC	
	2"	KAM-PL200DC	
	3"	KAM-PL300DC	


DP - PLUG KAMLOCK

	Size	Item #	List
Aluminum	2"	KAM-A200DP	
Plastic	1 1/2"	KAM-PL150DP	
	2"	KAM-PL200DP	
	3"	KAM-PL300DP	

E - INSERT X MALE KAMLOCK

	Size	Item #	List
Aluminum	1 1/2"	KAM-A150E	
	2"	KAM-A200E	
Plastic	1 1/2"	KAM-PL150E	
	2"	KAM-PL200E	
	3"	KAM-PL300E	

F - MIPT X MALE KAMLOCK

	Size	Item #	List
Aluminum	1 1/2"	KAM-A150F	
	2"	KAM-A200F	
Plastic	1 1/2"	KAM-PL150F	
	2"	KAM-PL200F	
	3"	KAM-PL300F	

SHOVELS W/ FIBERGLASS HANDLES

Round Shovel Straight Handle
8.5" x 6" x 57"

Item #	List
DH-3553	



Square Shovel Straight Handle
9" x 6" x 57"

Item #	List
DH-3560	



Round Shovel w/ D-Handle
9" x 6" x 44"

Item #	List
DH-3551	

Square Shovel w/ D-Handle
9" x 6" x 44"

Item #	List
DH-3556	

LANDSCAPE RAKES W/ FIBERGLASS HANDLES · LANDSCAPE BROOMS

36" Aluminum Rake

Item #	List
DH-35306	



Hardscape Rake
14" x 3" x 65"

Item #	List
DH-3554	

18" Landscape Broom

Item #	List
DH-30673	



8" Landscape Broom

Item #	List
DH-30672	

8" CRIMPING TOOL

For installing or removing pinch clamps.

Item #	List
T-OC	



RATCHET CRIMP TOOL

- Includes "go / no-go" gauge.
- Tool will not release until clamp is properly closed.

Item #	List
PEX-RATCHET	



TUBING CUTTERS

	Cuts	Item #	List
Aluminium Handle	1"	T-MC	



RATCHET CUTTERS

- Ratchet PVC cutters one touch quick release.

	Cuts	Item #	List
PVC Cutter	1 1/4"	T-RC12	
	2"	T-RC2	
Replacement Blades			
	C	T-MCR	
	T135	T-PCR	
	RC12	T-RC12R	
	RC2	T-RC2R	



STUB WRENCH

Removes PVC and CPVC broken plastic plumbing and garden sprinkler risers.

Item #	List
T-NE	




DH SOFT GEL-FILLED KNEE PADS

- Constructed of heavy-duty 1680D polyester fabric.
- Super-thick, 1/2" high-density, close-cell foam provides all-day comfort


Item #	List
DH-KP	



OUR FULL LINE OF CATALOGUES ARE AVAILABLE ON VANISLEWATER.COM




[Click to Download](#)



[Click to Download](#)



[Click to Download](#)




[Click to Download](#)




[Click to Download](#)



[Click to Download](#)



[Click to Download](#)



[Click to Download](#)



[Click to Download](#)



VAN ISLE WATER

The Water System Experts
Since 1972

...but wait, there's more!

Advantages of vanislewater.com:

- In-Depth Product Details and Specifications
- Download Your Receipts
- Print Your Invoices and Statements
- Look Up Full Transaction History
- Initiate Returns and Warranty Claims
- Pay Your Account Balance Online
- View All of Your Purchased Items
- Real Time Inventory Availability



461 Dupplin Rd, Victoria BC 1-888-444-8497 • 250-383-7145
260B Tsolum Rd, Courtenay BC 1-800-665-8311 • 250-338-8737
800-10281 Grace Rd, Surrey BC 1-888-444-8497 • 778-357-0257

