



Micro Spray Jets: Caps and Bases



A large combination of flow rates and spray patterns is achievable when the range of caps and bases are assembled into two piece jets.

Features

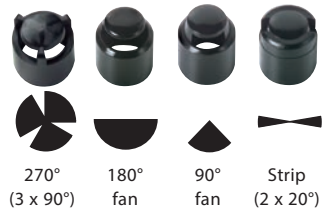
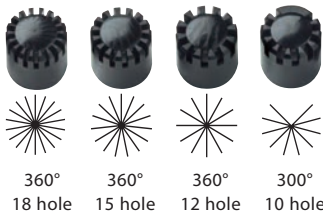
- Caps available in eight spray patterns.
- Eight color coded bases to identify flow rate.
- Jet assemblies made to order.
- Caps and bases can be ordered separately.
- Available in 10-32 Hex and Winged "Quick" thread.

Applications

Assemblies suit garden bed watering and landscaped areas.



SPRAYS



Hexagon Jet Base 10-32 UNF Thread

Winged Jet Base with "Quick" Thread



0.07"



0.03"

Spray Caps

SPRAY PATTERN	CAP COLOR	PART NUMBER	PACK QUANTITY	PACKS PER CARTON	CARTON (lbs)
360° x 18 hole	Black	10845	100	50	3.6
360° x 15 hole	Black	10855	100	50	3.6
360° x 12 hole	Black	10865	100	50	3.6
300° x 10 hole	Black	10875	100	50	3.6
270° (3 x 90°)	Black	10835	100	50	3.6
180° fan	Black	10825	100	50	3.6
90° fan	Black	10815	100	50	3.6
Strip (2 x 20°)	Black	10885	100	50	3.6

Jet Bases










COLOR	BASE		PART NUMBER	PACK QUANTITY	PACKS PER CARTON	CARTON (lbs)
	ORIFICE SIZE	TYPE				
Black	0.03"	Hexagon	10905	100	50	5.6
Brown	0.035"	Hexagon	10925	100	50	5.6
Blue	0.04"	Hexagon	10915	100	50	5.6
Green	0.05"	Hexagon	10935	100	50	5.6
Red	0.06"	Hexagon	10955	100	50	5.6
Orange	0.07"	Hexagon	10975	100	50	5.6
Gray	0.08"	Hexagon	10945	100	50	5.6
White	0.09"	Hexagon	10985	100	50	5.6
Black	0.03"	Winged	10705	100	50	6.5
Brown	0.035"	Winged	10725	100	50	6.5
Blue	0.04"	Winged	10715	100	50	6.5
Green	0.05"	Winged	10735	100	50	6.5
Red	0.06"	Winged	10755	100	50	6.5

Specifications

DIMENSIONS	CAP	BASE WINGED	BASE HEXAGON
HEIGHT	0.35"	0.8"	0.8"
WIDTH	0.32"	across wings 0.5"	across flats 0.5"
WEIGHT (approx)	0.007 oz	0.02 oz	0.02 oz
UV STABILIZED MATERIALS	acetal	acetal	acetal
BASE/CONNECTION TYPE: Inlet		"QUICK" THREAD 0.16"	10-32 UNF THREAD

Micro Spray Jets: Performance & Flow Rates



Performance												
*Minimum opening size			0.02"	0.02"	0.03"	0.03"	0.05"	0.05"	0.06"	0.06"	0.05"	
BASE COLOR & ORIFICE SIZE	PRESS. (psi)	FLOW (gph)	DIAMETER (ft)						RADIUS (ft)		DIAMETER (ft)	
			Black 0.03"	10 15 20 25 30	4.7 5.9 6.9 7.8 8.6	10.2 13.4 14.7 15.6 16.4	9.2 10.6 11.5 12.4 14.0	9.5 10.7 12.5 13.7 15.5	5.9 11.0 14.8 17.5 20.0	10.9 11.4 9.2 8.8		10.4 14.1 16.8 18.9 19.9
Brown 0.035"	10 15 20 25 30	6.1 7.5 8.6 9.6 10.5	10.8 13.3 15.1 16.9 18.6	10.2 12.6 14.1 15.0 16.8	9.7 11.3 13.1 15.0 17.6	9.7 13.4 16.4 19.5 22.0	8.5 11.2 10.8 9.8 9.4	11.5 15.5 18.7 21.4 22.5	4.7 6.1 7.6 8.2 8.6	4.8 5.3 5.7 5.9 6.3		
Blue 0.04"	10 15 20 25 30	7.0 8.9 10.5 12.0 13.3	13.4 15.8 18.2 19.6 20.4	10.5 12.6 14.8 17.5 20.9	11.2 14.6 16.4 17.6 23.0	10.9 16.3 21.4 25.3 28.6	12.5 13.3 10.6 11.1 10.6	11.5 15.9 17.7 19.0 19.0	5.2 6.7 7.7 8.5 9.2	5.2 6.0 6.4 6.6 7.0		
Green 0.05"	10 15 20 25 30	11.5 14.5 17.2 19.5 21.5	17.4 21.1 22.5 23.3 23.8	15.8 19.1 20.0 22.1 26.1	13.0 16.7 19.1 20.3 23.5	12.8 18.8 22.5 25.4 26.4	11.0 11.5 12.0 12.1 12.3	15.5 19.3 22.4 25.4 28.3	5.8 7.4 8.4 9.1 9.6	5.7 6.6 7.2 7.8 8.4		
Red 0.06"	10 15 20 25 30	16.3 20.0 23.5 26.0 29.0	18.4 22.6 25.7 26.7 26.3	15.9 20.1 23.6 27.2 29.4	15.6 20.9 26.0 30.5 33.5	16.4 18.1 24.8 32.4 34.5	11.1 12.6 14.0 15.0 15.8	17.8 21.9 27.5 31.8 35.8	6.4 8.1 9.4 9.8 10.8	6.7 8.1 9.5 10.1 10.6		
Orange 0.07"	10 15 20 25 30	20.0 25.0 29.0 33.0 36.5	18.5 22.5 25.6 26.5 25.0	18.6 22.9 27.6 30.6 33.7	20.1 25.4 29.6 32.6 35.8	18.3 24.7 28.2 30.6 33.2	12.8 13.9 14.8 15.7 10.3	19.6 26.9 26.9 32.9 36.1	6.6 8.0 9.0 9.8 10.3	6.8 8.0 8.7 9.7 10.3		
Gray 0.08"	10 15 20 25 30	25.0 31.0 35.5 40.0 44.0	20.1 24.6 25.9 26.0 25.0	19.2 25.4 29.9 33.8 37.0	20.9 27.3 31.6 36.4 39.9	17.6 24.7 28.9 31.4 35.3	13.6 15.2 16.4 17.3 16.7	22.2 31.6 37.8 42.3 43.5	6.8 8.7 9.9 10.5 10.9	6.8 8.3 9.7 10.5 10.9		
White 0.09"	10 15 20 25 30	35.5 44.0 51.0 57.0 63.0	19.4 23.3 23.8 23.4 22.7	19.4 26.7 31.9 36.5 37.8	23.7 30.8 36.5 40.4 43.2	16.1 23.1 29.9 33.3 35.3	14.8 18.0 20.7 23.4 25.8	23.2 30.0 34.5 37.3 39.9	7.7 10.0 11.3 12.1 12.6	7.8 9.3 10.5 12.3 13.2		
Yellow 0.014"	10 15 20 25 30	4.0 4.8 5.6 6.2 6.8										3.0 2.6 2.9 2.8 2.6

* Minimum opening size for Base and Cap given to assist filtration selection. Ghosted figures indicate a change of performance from spray to mist.

Flow Rate

